



METROPOLIS  
*on park*





North Facing Elevation



METROPOLIS  
on park





South Elevation



METROPOLIS  
*on park*





Lobby





Lobby leading into Restaurant





Bar and Restaurant





Penthouse Suite





Lounge and Dining





Lounge and Dining



METROPOLIS  
on park





Kitchen





Bathroom



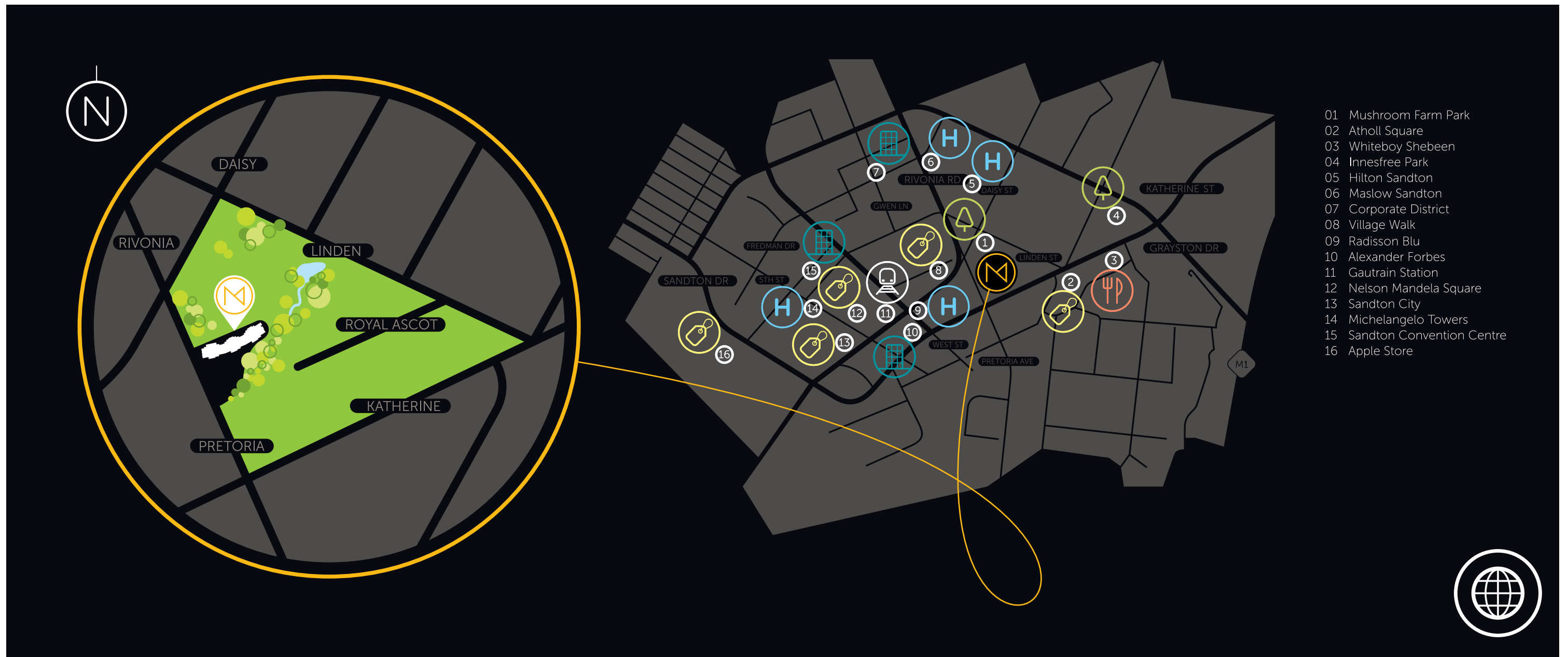
METROPOLIS  
on park






Bedroom







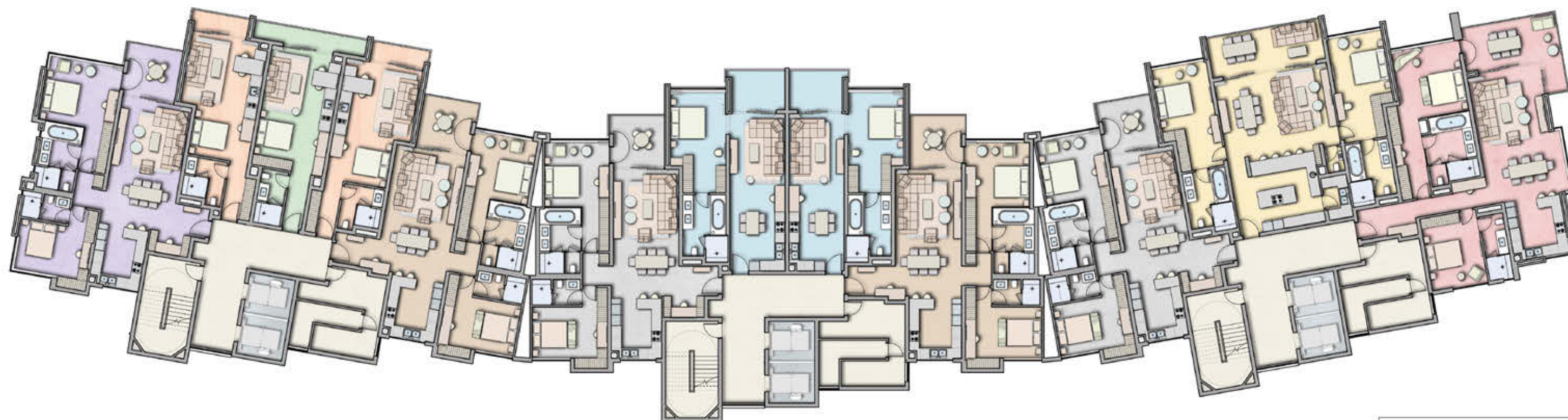


Development site - Mushroom Farm Park, Sandton, CBD









- Type 2B
- Studio Type A
- Studio Type B
- Type 2A
- Type 2E
- Type 1
- Type 2C
- Type 2D



# STUDIO TYPE **A**

---


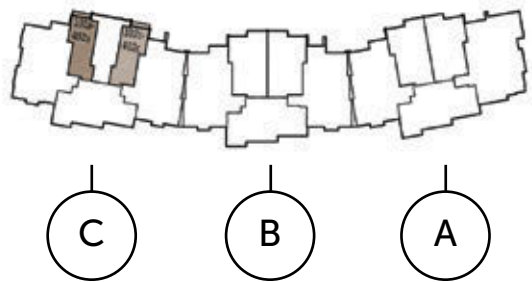
Unit area	46.6m <sup>2</sup>
Covered Terrace	4.7m <sup>2</sup>
<b>Total area</b>	<b>51.3m<sup>2</sup></b>

---

Floor/s	2, 3, 4
Parking	1 Bay/unit
Store	5m <sup>2</sup> approx.

---

Building key plan



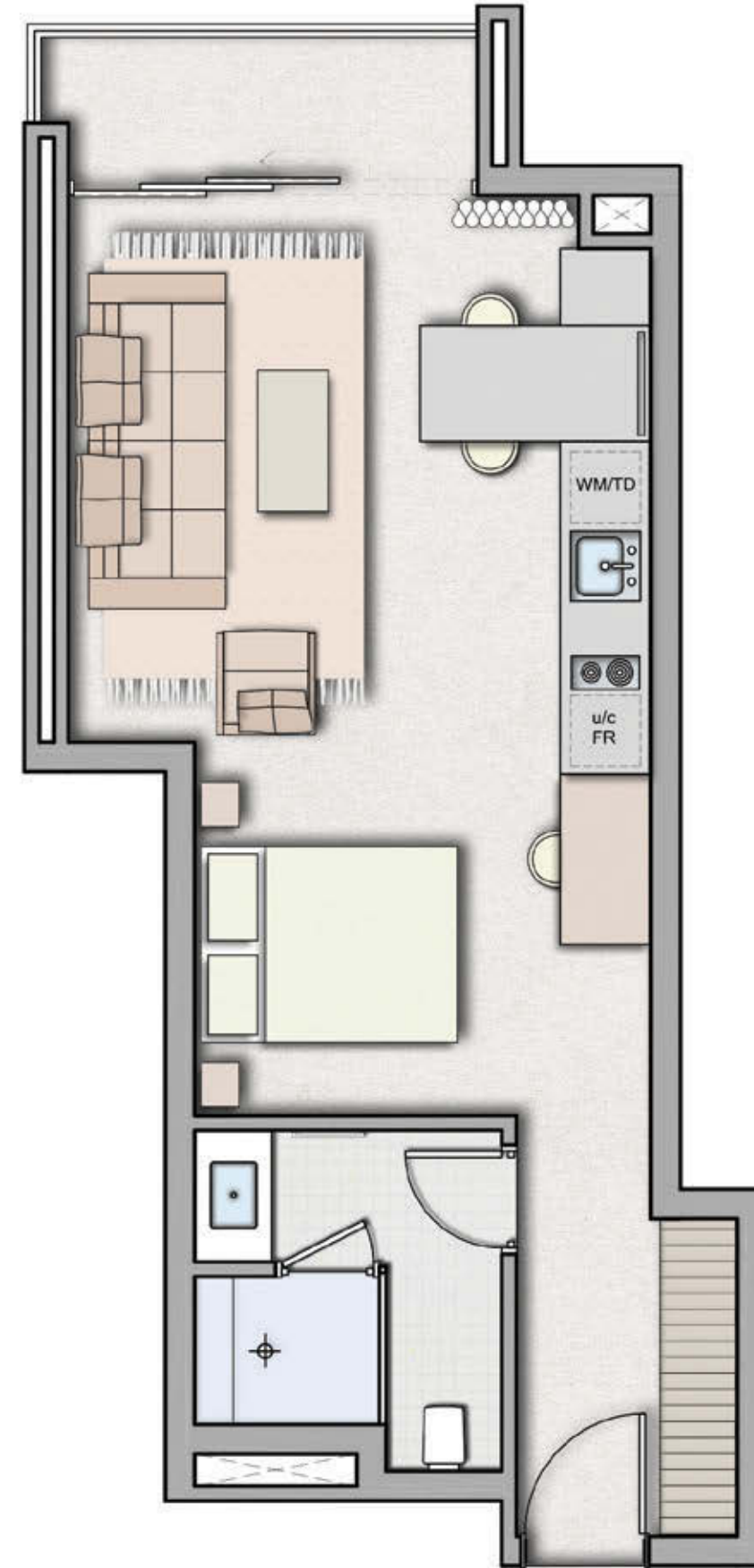
**METROPOLIS**  
*on park*

---

**Barrow**

GLH

KENT  
GUSH  
PROPERTIES




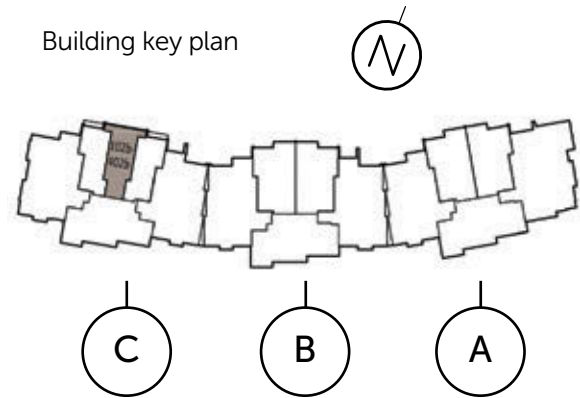


# STUDIO TYPE **B**

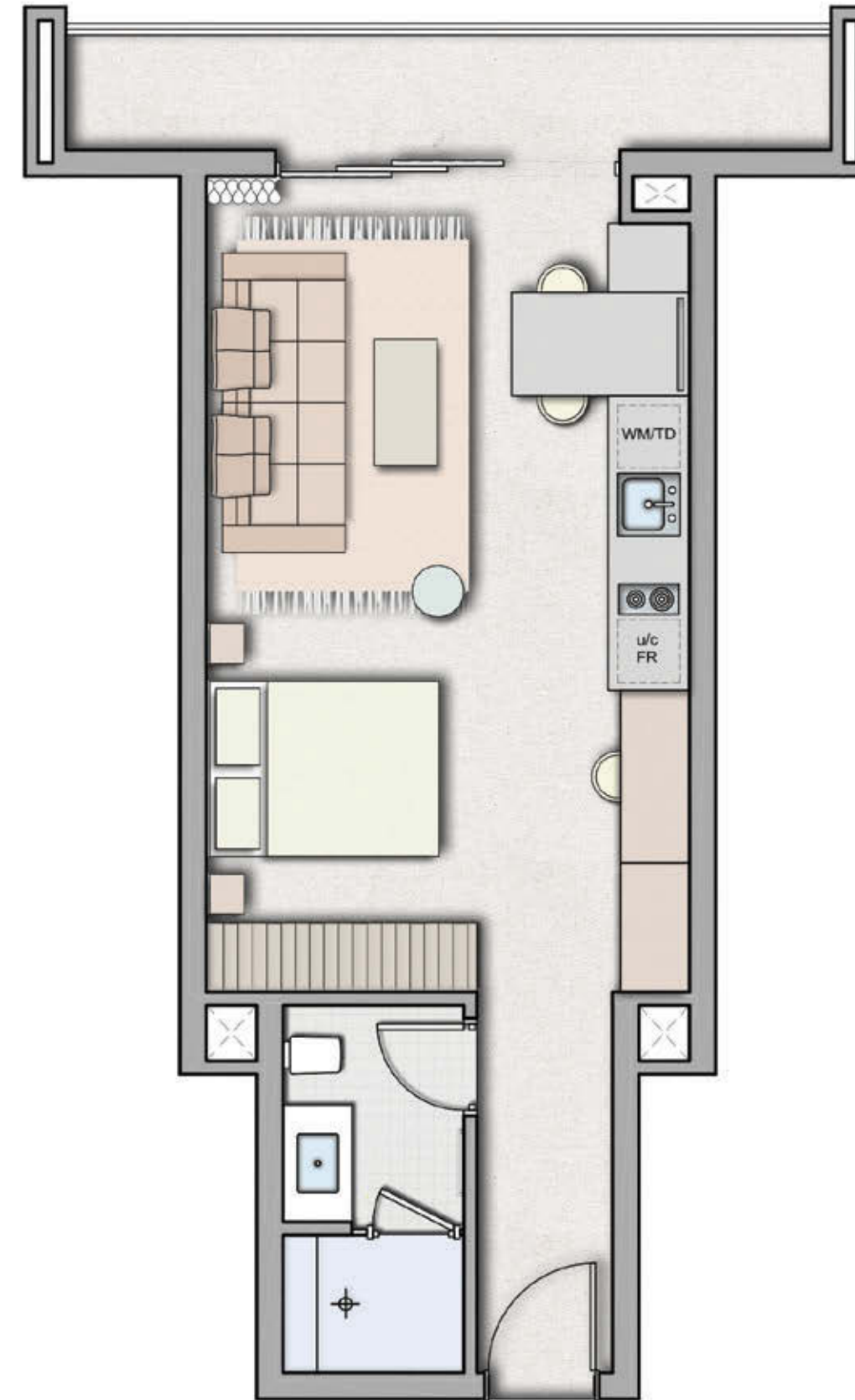
Unit area	43.2m <sup>2</sup>
Covered Terrace	8.3m <sup>2</sup>
<b>Total area</b>	<b>51.2m<sup>2</sup></b>

Floor/s	2, 3, 4
Parking	1 Bay/unit
Store	5m <sup>2</sup> approx.

Building key plan



**METROPOLIS**  
*on park*



**Barrow**

GLH

KENT  
GUSH  
PROPERTIES


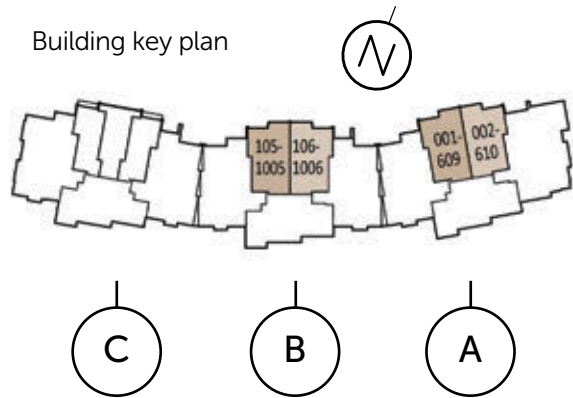


# UNIT TYPE 1

Unit area 66.4m<sup>2</sup>  
Covered Terrace 9.0m<sup>2</sup>  
**Total area 75.4m<sup>2</sup>**

Floor/s GF, 1, 2, 3, 4, 5, 6, 7, 8, 9, 10  
Parking 1 Bay/unit  
Store 5m<sup>2</sup> approx.

Building key plan



**METROPOLIS**  
*on park*

**Barrow**

GLH

KENT  
GUSH  
PROPERTIES




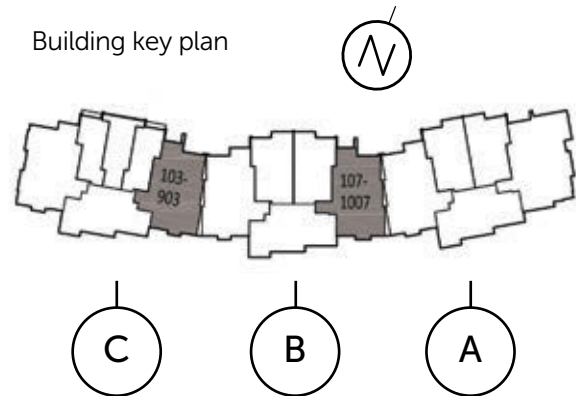


# UNIT TYPE **2A**

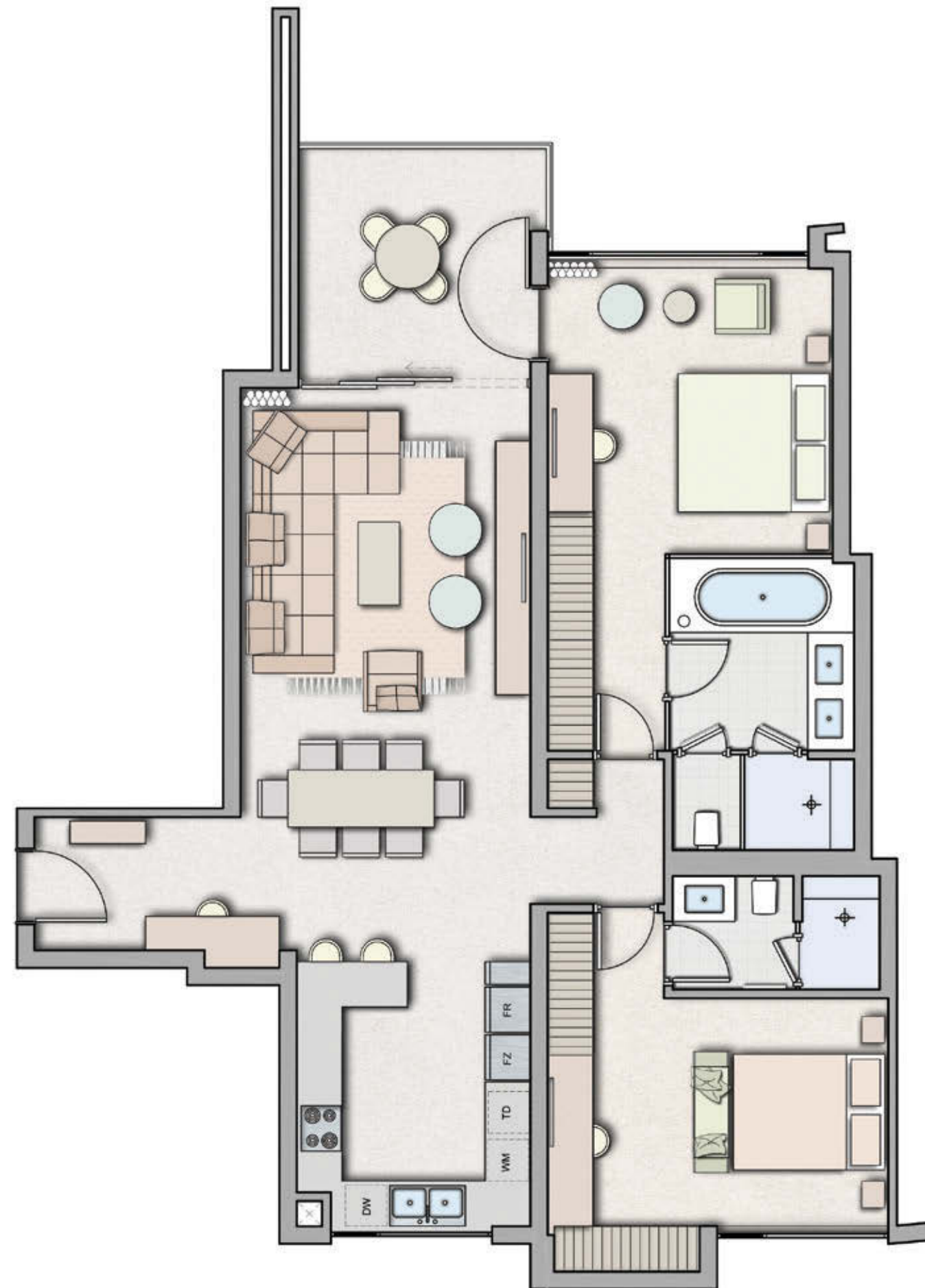
Unit area	109.8m <sup>2</sup>
Covered Terrace	10.6m <sup>2</sup>
<b>Total area</b>	<b>120.4m<sup>2</sup></b>

Floor/s	1, 2, 3, 4, 5, 6, 7, 8, 9, 10
Parking	2 Bays/unit
Store	5m <sup>2</sup> approx.

Building key plan



**METROPOLIS**  
*on park*




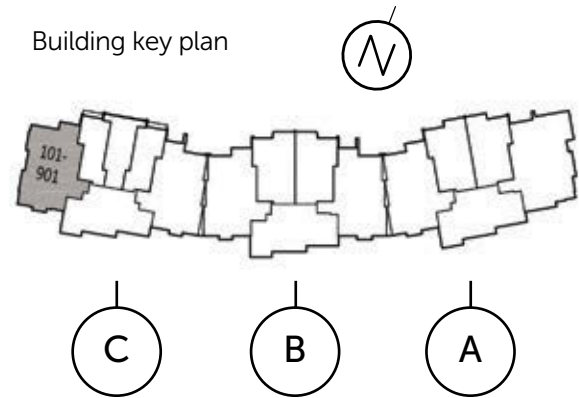


# UNIT TYPE **2B**

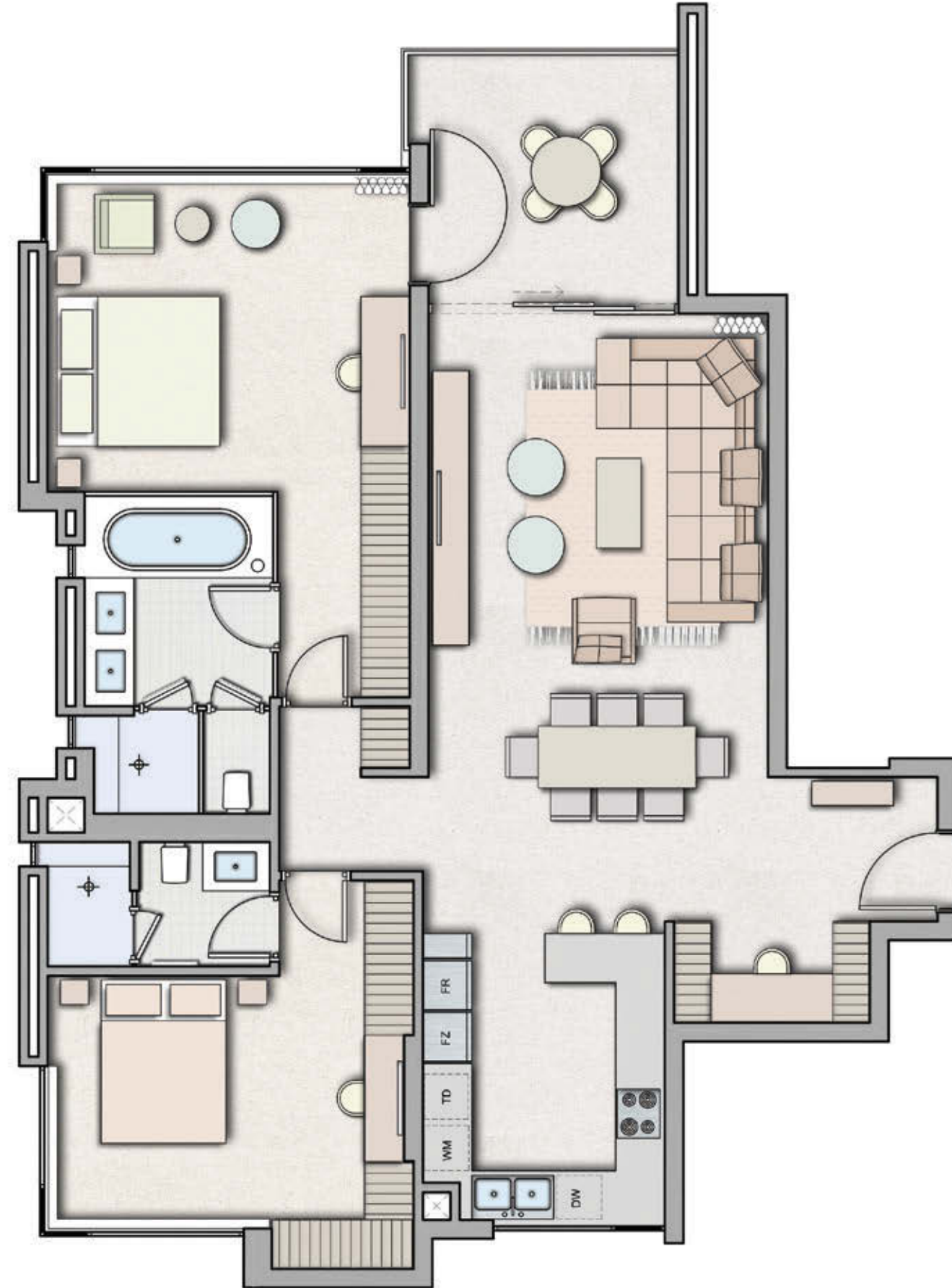
Unit area	116.5m <sup>2</sup>
Covered Terrace	10.6m <sup>2</sup>
<b>Total area</b>	<b>127.1m<sup>2</sup></b>

Floor/s	1, 2, 3, 4, 5, 6, 7, 8, 9
Parking	2 Bays/unit
Store	5m <sup>2</sup> approx.

Building key plan



**METROPOLIS**  
*on park*



**Barrow**

GLH

KENT  
GUSH  
PROPERTIES


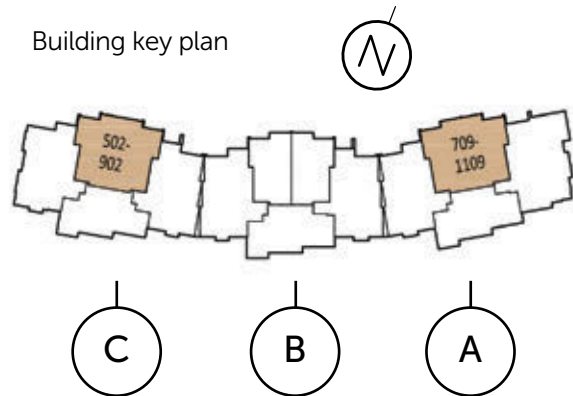


# UNIT TYPE 2C

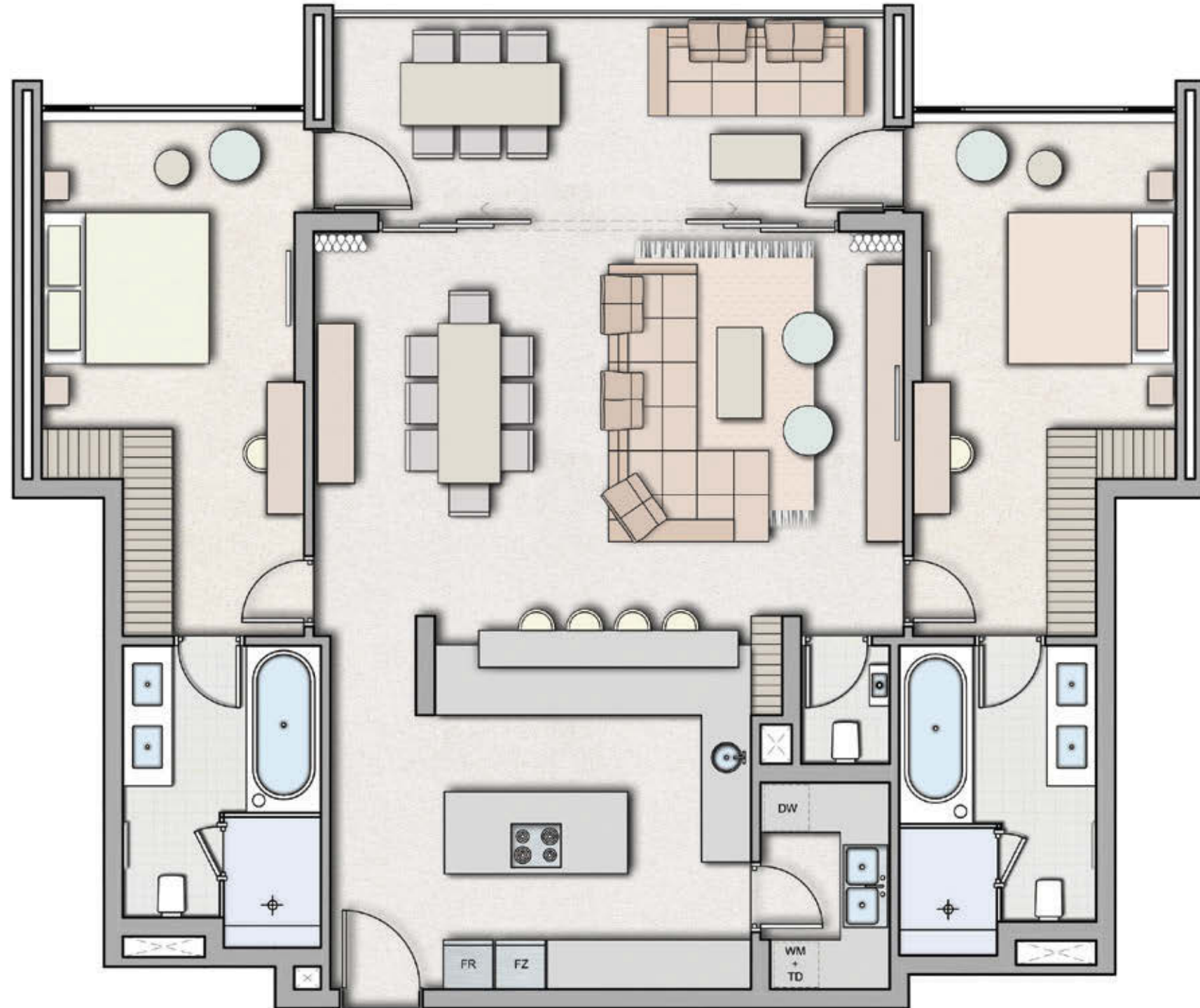
Unit area 130.2m<sup>2</sup>  
Covered Terrace 17.6m<sup>2</sup>  
**Total area 147.8m<sup>2</sup>**

Floor/s 5, 6, 7, 8, 9, 10, 11  
Parking 2 Bays/unit  
Store 5m<sup>2</sup> approx.

Building key plan



**METROPOLIS**  
*on park*



**Barrow**

GLH

KENT  
GUSH  
PROPERTIES


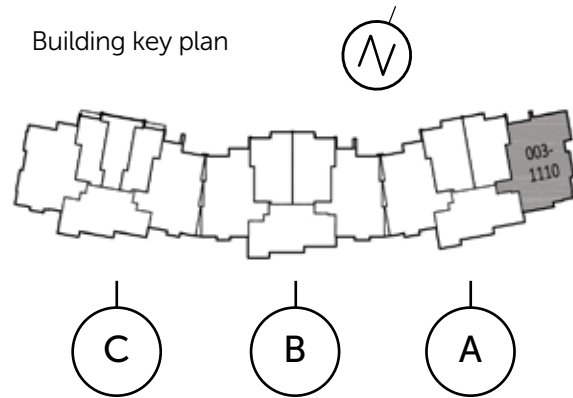


# UNIT TYPE 2D

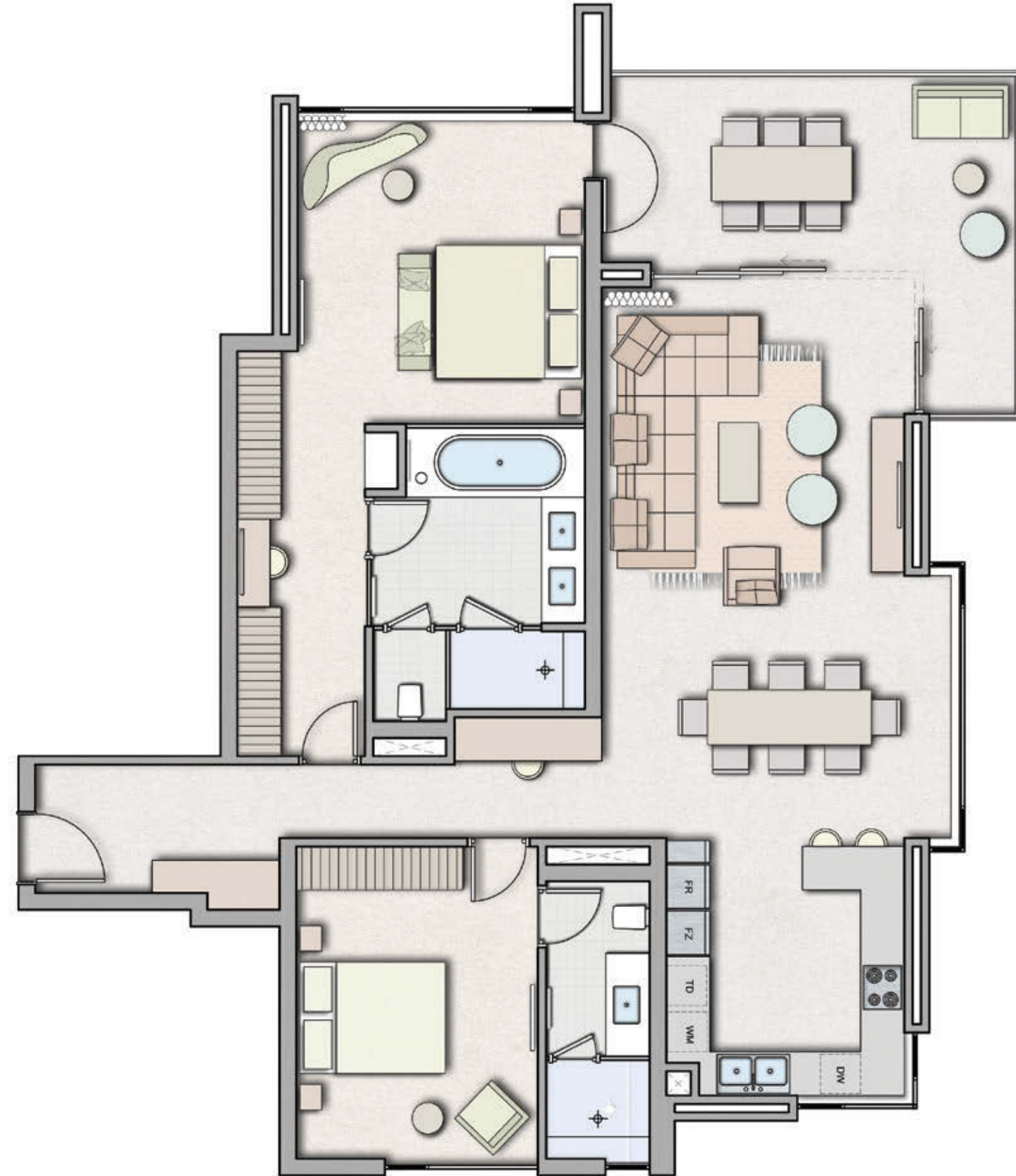
Unit area 130.6m<sup>2</sup>  
Covered Terrace 18.8m<sup>2</sup>  
**Total area 149.4m<sup>2</sup>**

Floor/s GF, 1, 2, 3, 4, 5, 6, 7, 8, 9, 10, 11  
Parking 2 Bays/unit  
Store 5m<sup>2</sup> approx.

Building key plan



**METROPOLIS**  
*on park*



**Barrow**

GLH

KENT  
GUSH  
PROPERTIES


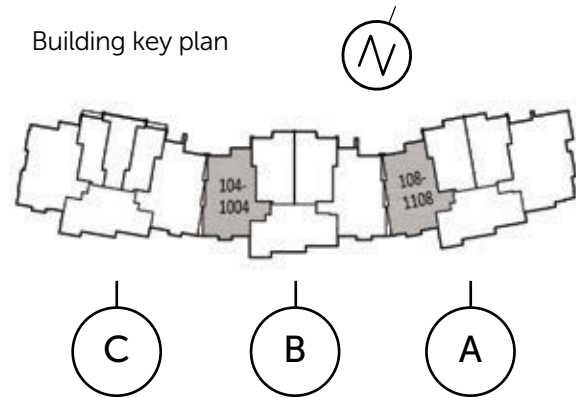


# UNIT TYPE **2E**

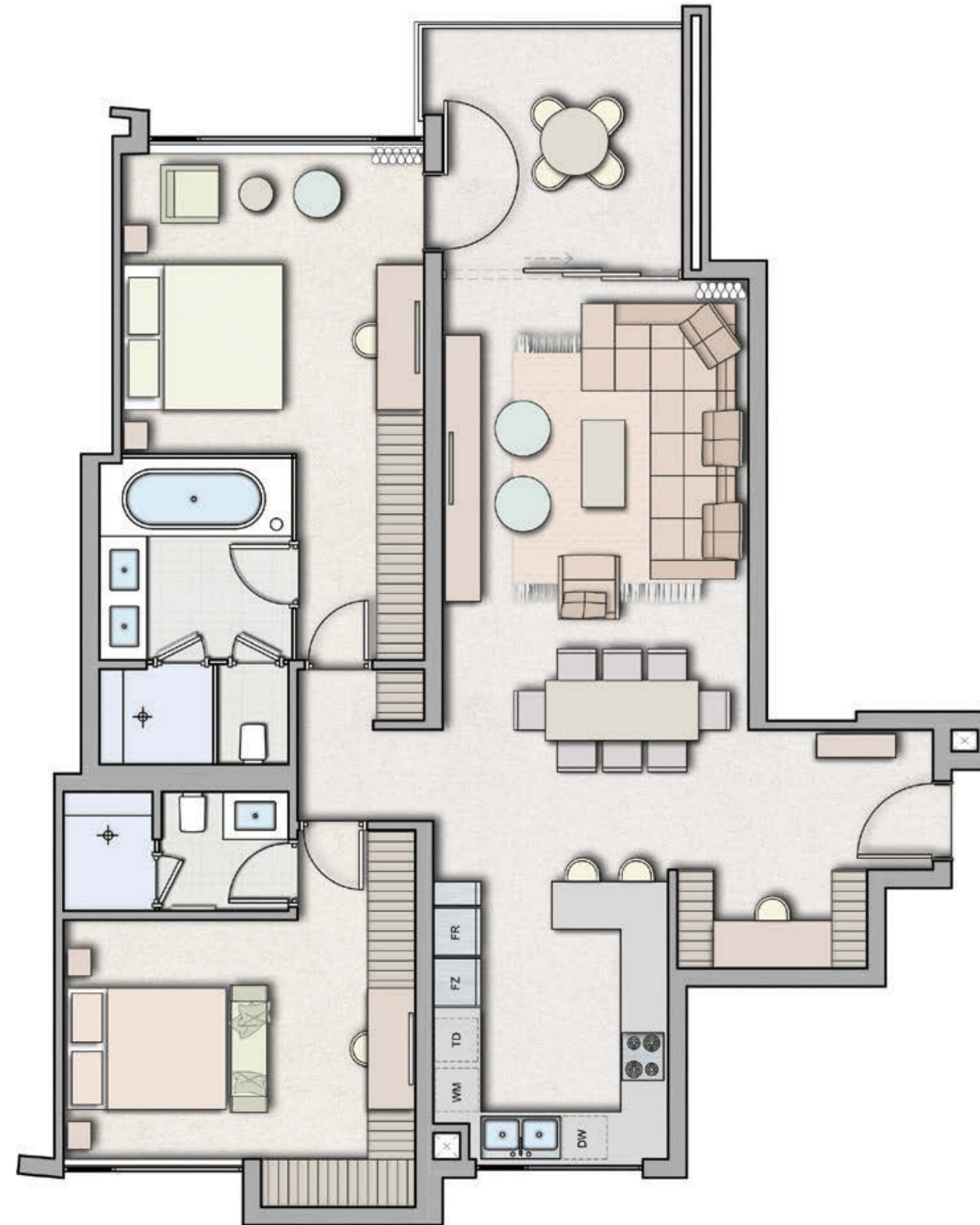
Unit area 111.4m<sup>2</sup>  
Covered Terrace 10.6m<sup>2</sup>  
**Total area 122.0m<sup>2</sup>**

Floor/s 1, 2, 3, 4, 5, 6, 7, 8, 9, 10, 11  
Parking 2 Bays/unit  
Store 5m<sup>2</sup> approx.

Building key plan



**METROPOLIS**  
*on park*







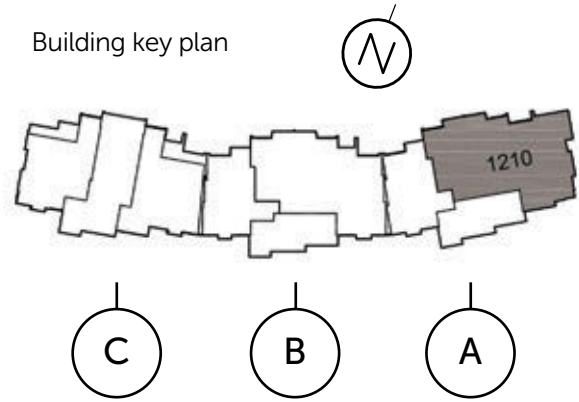


# PENTHOUSE SIMPLEX BLOCK A

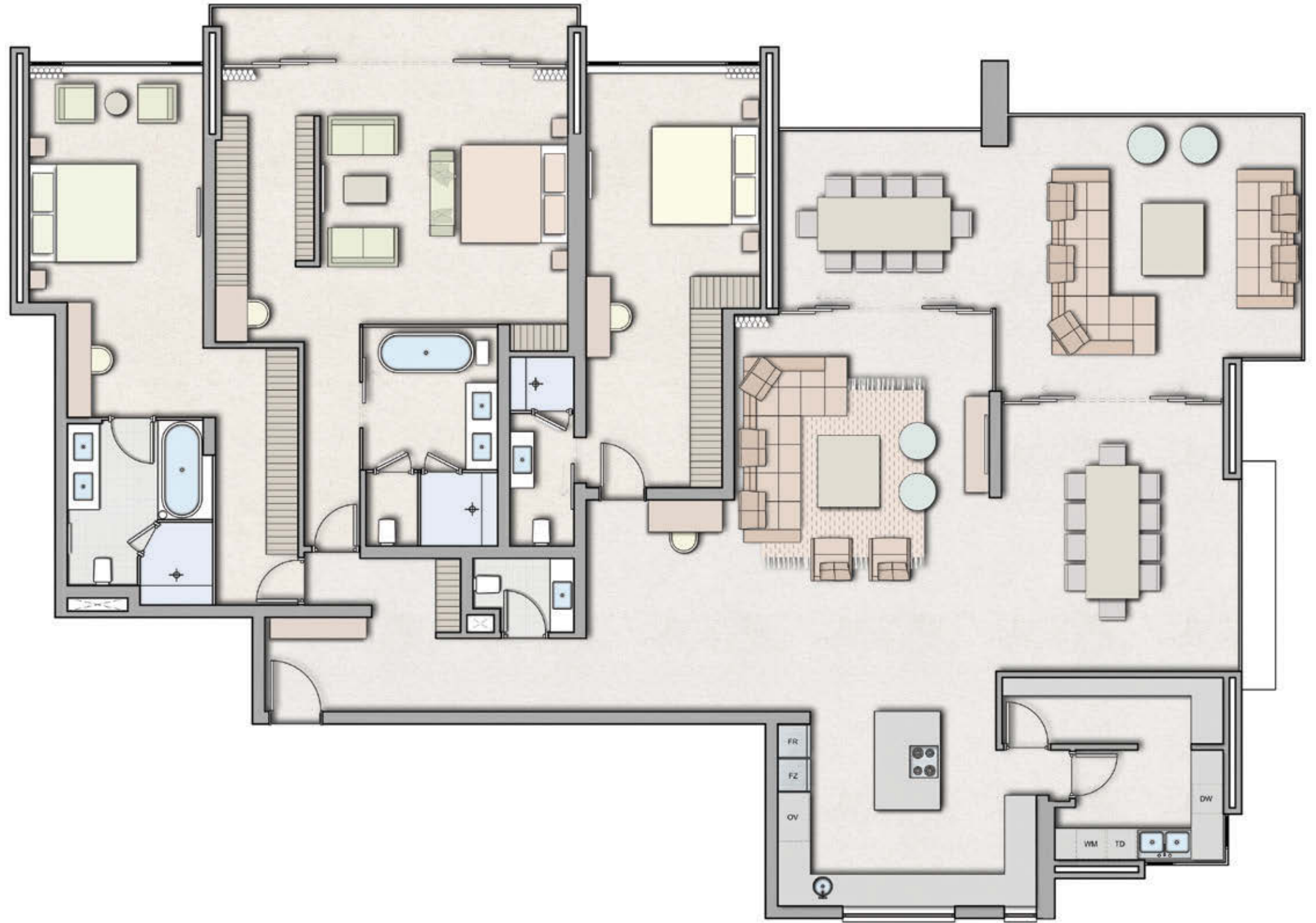
Internal Unit 251.2m<sup>2</sup>  
Covered Terrace 44.7m<sup>2</sup>  
**Unit area 295.9m<sup>2</sup>**  
Open Terrace 7.3m<sup>2</sup>

Floor/s 12  
Parking 3 Bays/unit  
Store 5m<sup>2</sup> approx.

Building key plan



**METROPOLIS**  
*on park*



**Barrow**

GLH

KENT  
GUSH  
PROPERTIES



# PENTHOUSE TYPE A BLOCK A

## This floor only

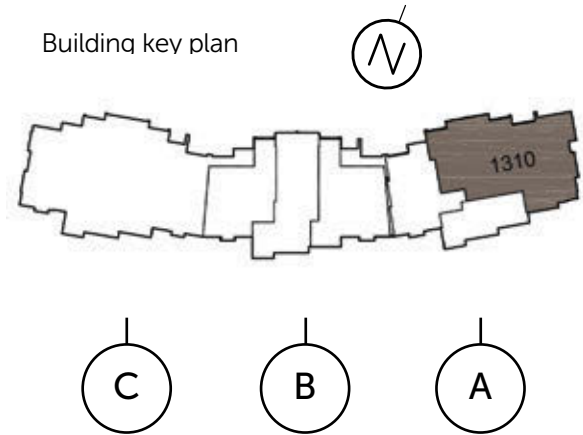
Internal Unit	248.5m <sup>2</sup>
Open Terrace	44.7m <sup>2</sup>

## Apartment Total

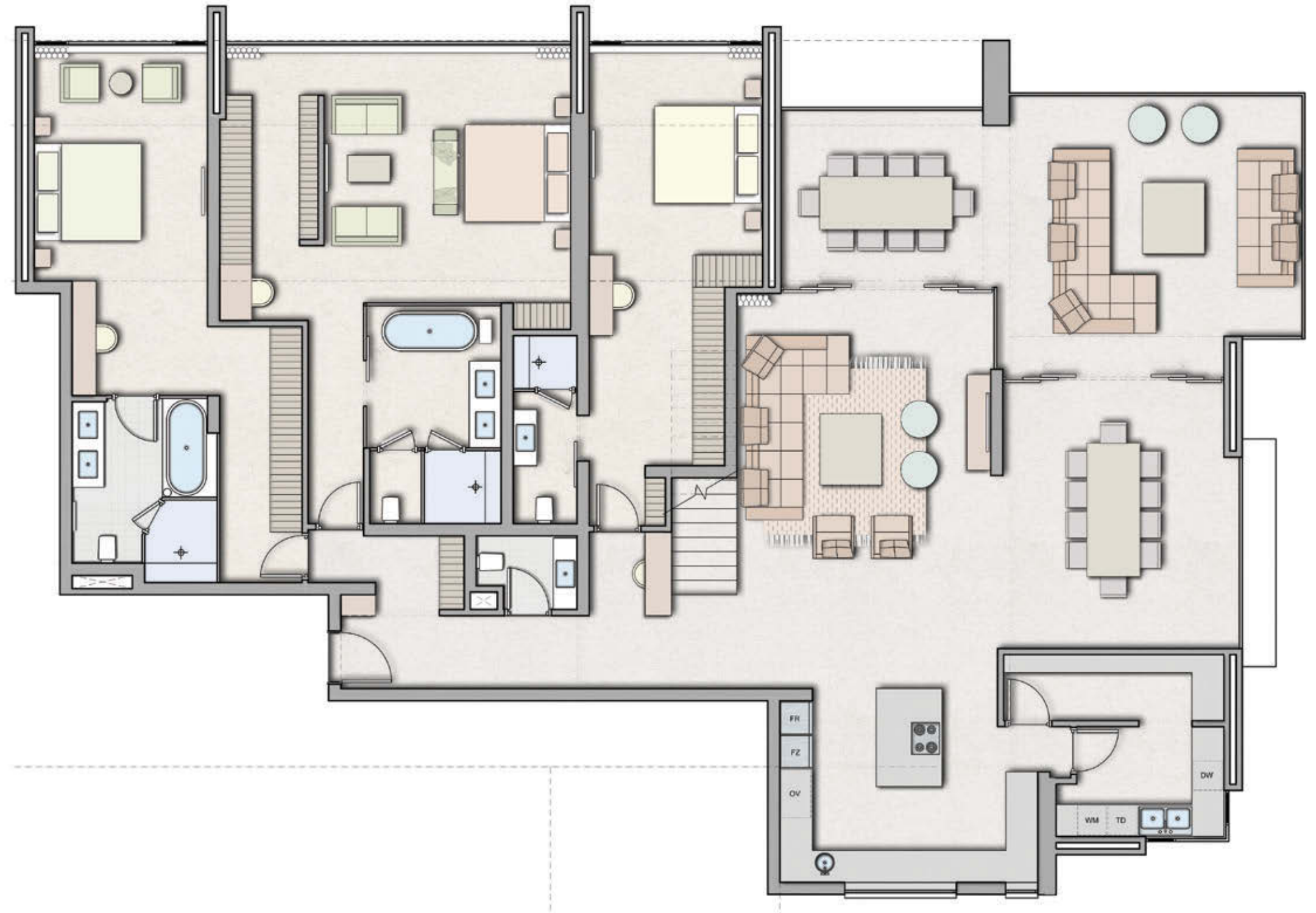
Internal Unit	287.1m <sup>2</sup>
Open Terrace	114.8m <sup>2</sup>

Floor/s	13, 14
Parking	3 Bays/unit
Store	5m <sup>2</sup> approx.

Building key plan



**METROPOLIS**  
*on park*



**Barrow**

GLH

KENT  
GUSH  
PROPERTIES



# PENTHOUSE TYPE A TERRACE BLOCK A

## This floor only

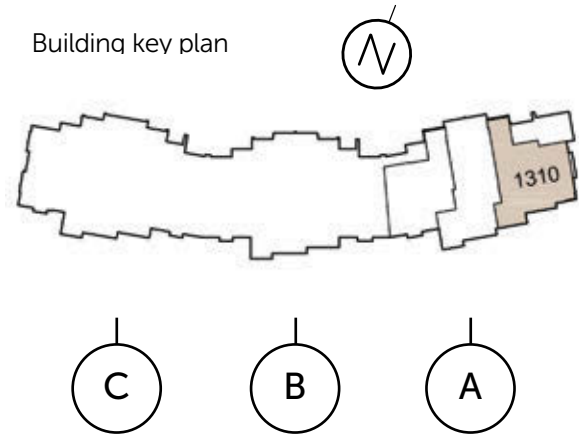
Internal Unit	38.6m <sup>2</sup>
Open Terrace	76.5m <sup>2</sup>

## Apartment Total

Internal Unit	287.1m <sup>2</sup>
Open Terrace	114.8m <sup>2</sup>

Floor/s	13, 14
Parking	3 Bays/unit
Store	5m <sup>2</sup> approx.

Building key plan



**METROPOLIS**  
*on park*





# PENTHOUSE TYPE B LEVEL 0 BLOCK A

## This floor only

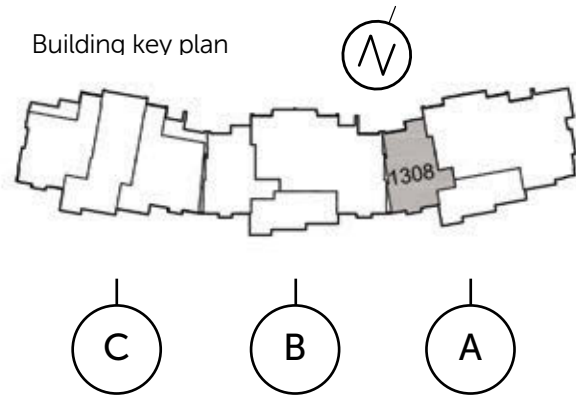
Internal Unit	121.0m <sup>2</sup>
Covered Terrace	4.5m <sup>2</sup>

## Apartment Total

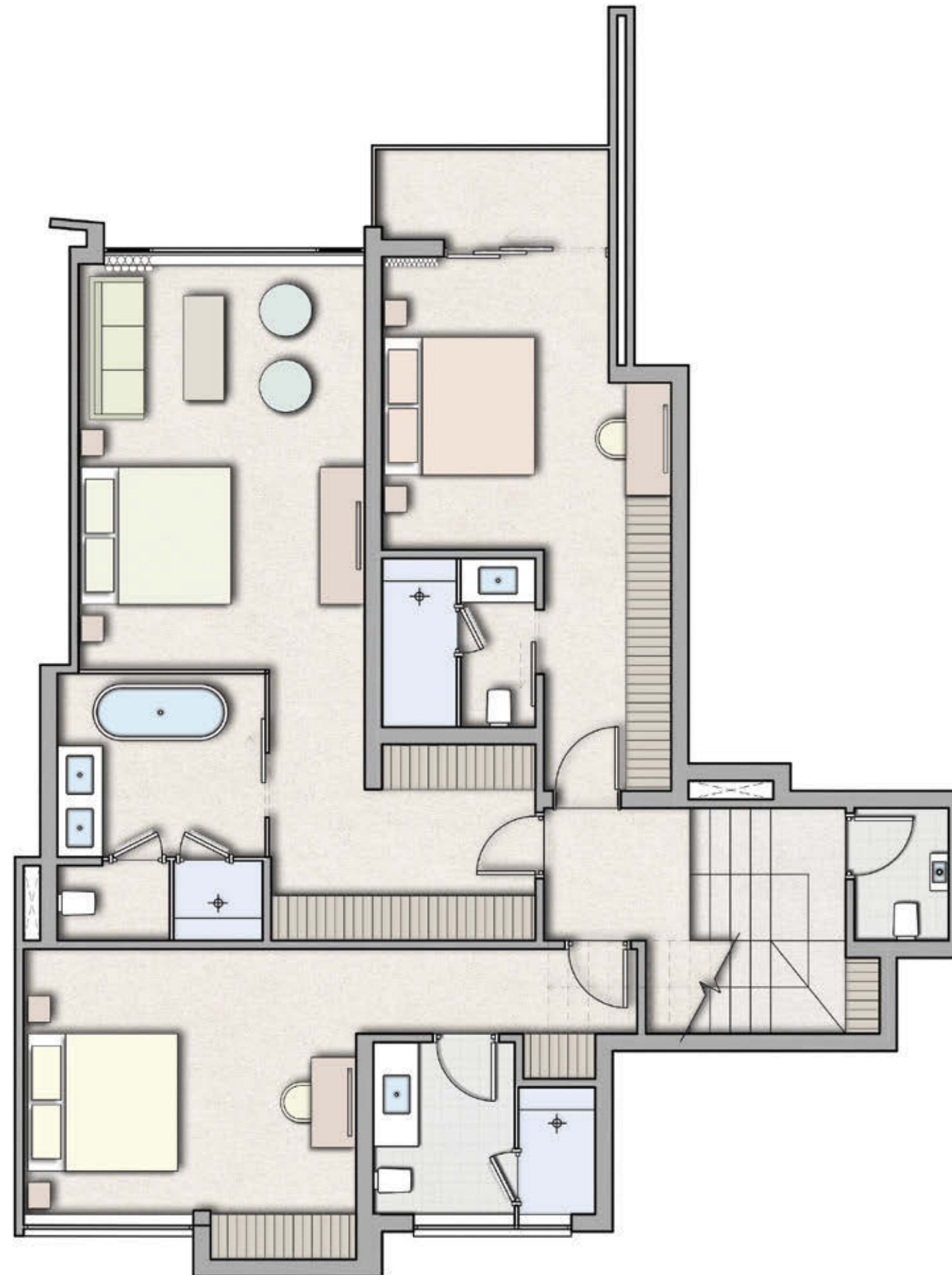
Internal Unit	253.3m <sup>2</sup>
Covered Terrace	4.5m <sup>2</sup>
Unit Area	257.8m <sup>2</sup>
Open Terrace	68.2m <sup>2</sup>

Floor/s	12, 13, 14
Parking	3 Bays/unit
Store	5m <sup>2</sup> approx.

Building key plan



**METROPOLIS**  
*on park*





# PENTHOUSE TYPE B LEVEL 1 BLOCK A

## This floor only


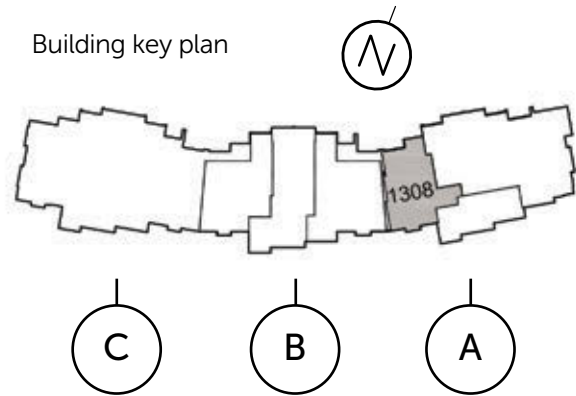
Internal Unit	105.6m <sup>2</sup>
Covered Terrace	17.2m <sup>2</sup>

## Apartment Total

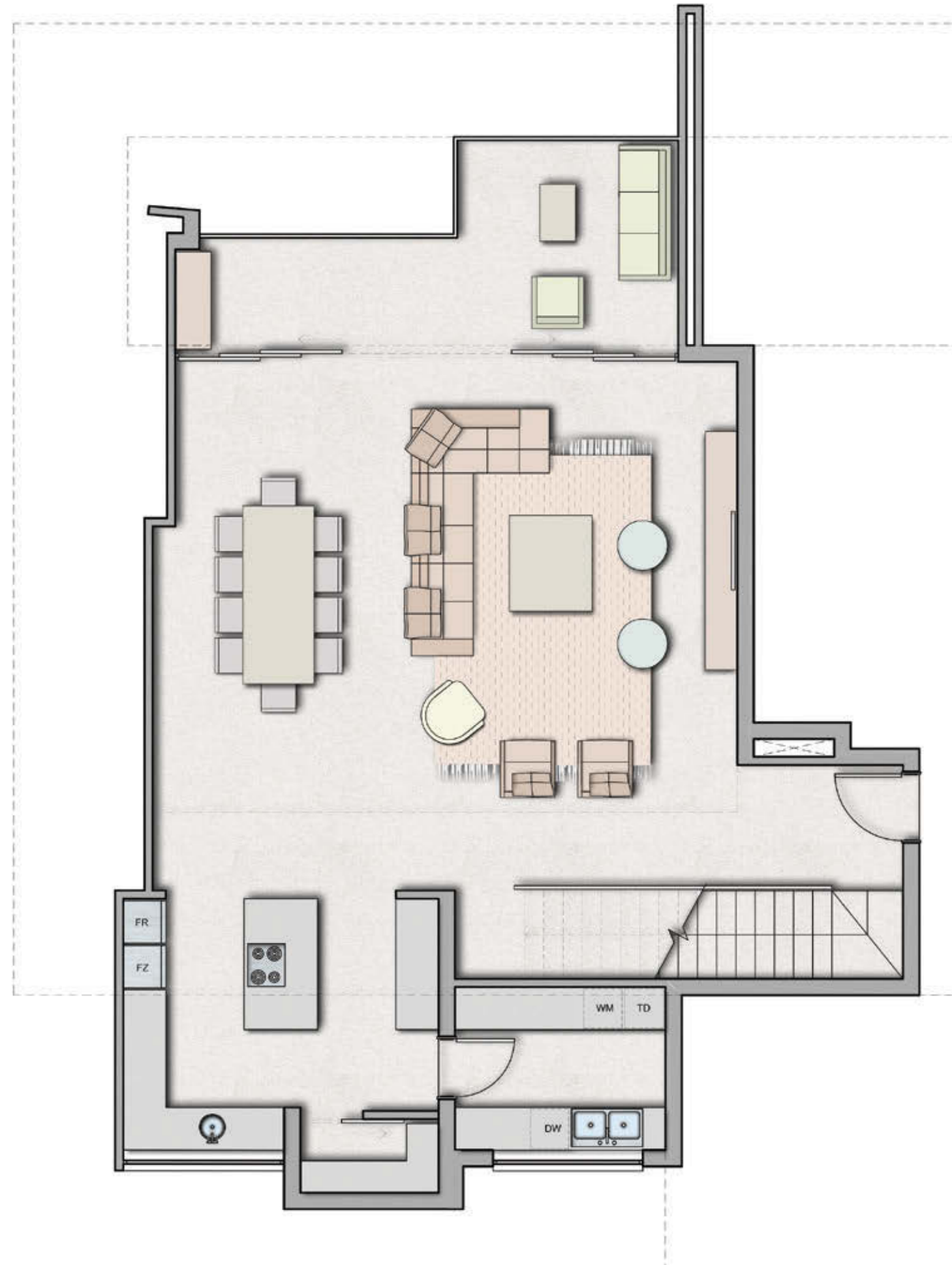
Internal Unit	253.3m <sup>2</sup>
Covered Terrace	4.5m <sup>2</sup>
Unit Area	257.8m <sup>2</sup>
Open Terrace	68.2m <sup>2</sup>

Floor/s	12, 13, 14
Parking	3 Bays/unit
Store	5m <sup>2</sup> approx.

Building key plan



**METROPOLIS**  
*on park*



**Barrow**

GLH

KENT  
GUSH  
PROPERTIES



# PENTHOUSE TYPE B TERRACE BLOCK A

## This floor only


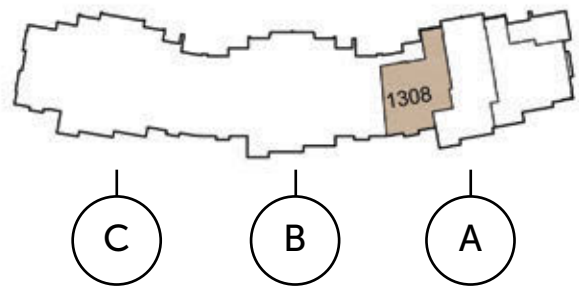
Internal Unit	26.7m <sup>2</sup>
Covered Terrace	51.0m <sup>2</sup>

## Apartment Total

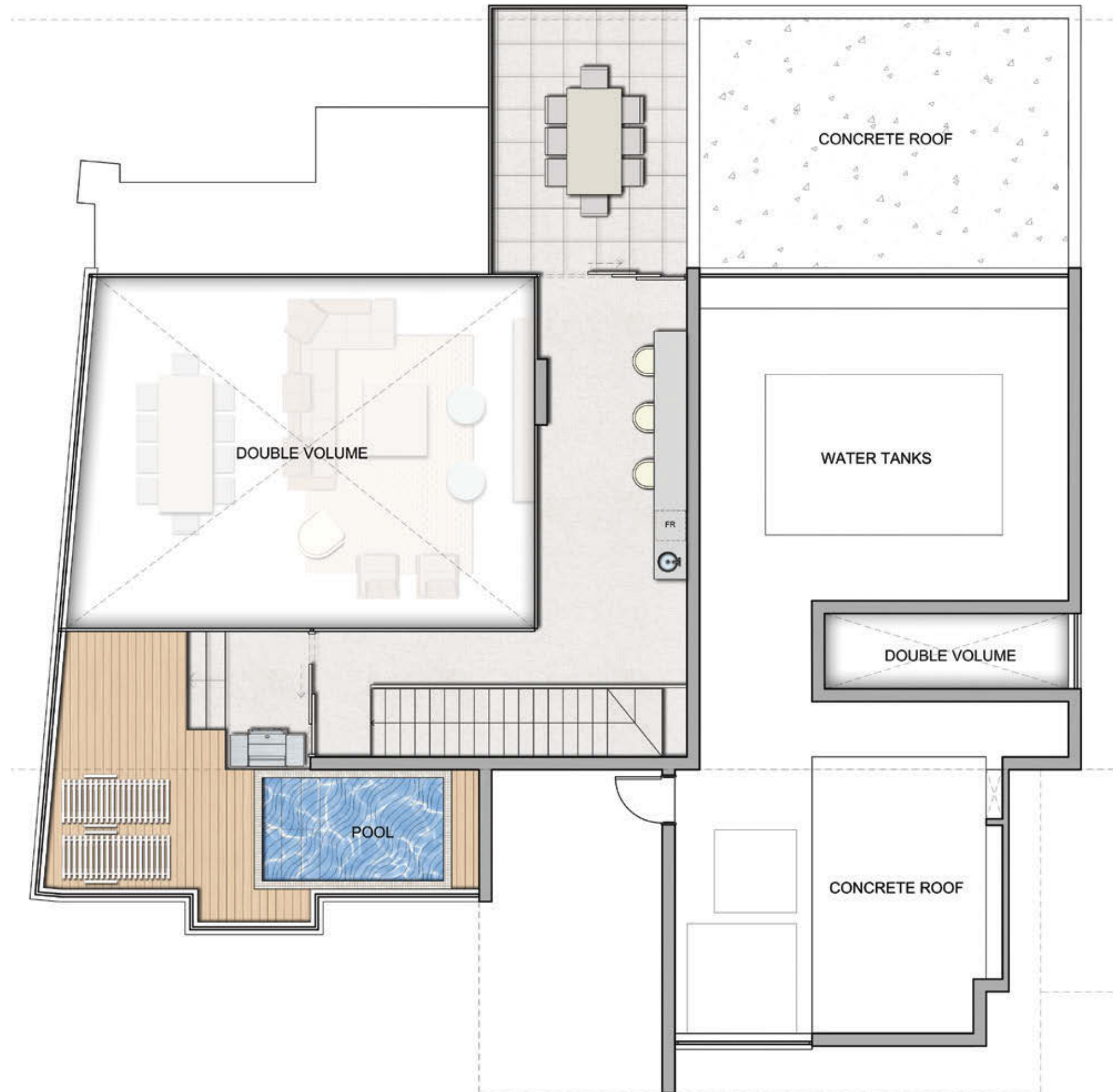
Internal Unit	253.3m <sup>2</sup>
Covered Terrace	4.5m <sup>2</sup>
Unit Area	257.8m <sup>2</sup>
Open Terrace	68.2m <sup>2</sup>

Floor/s	12, 13, 14
Parking	3 Bays/unit
Store	5m <sup>2</sup> approx.

Building key plan



**METROPOLIS**  
*on park*



**Barrow**

GLH

KENT  
GUSH  
PROPERTIES






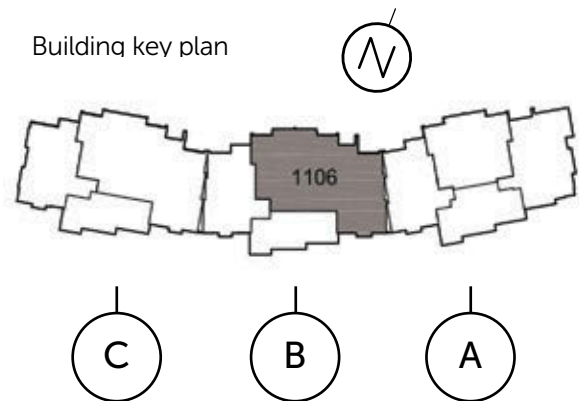


# PENTHOUSE SIMPLEX BLOCK B

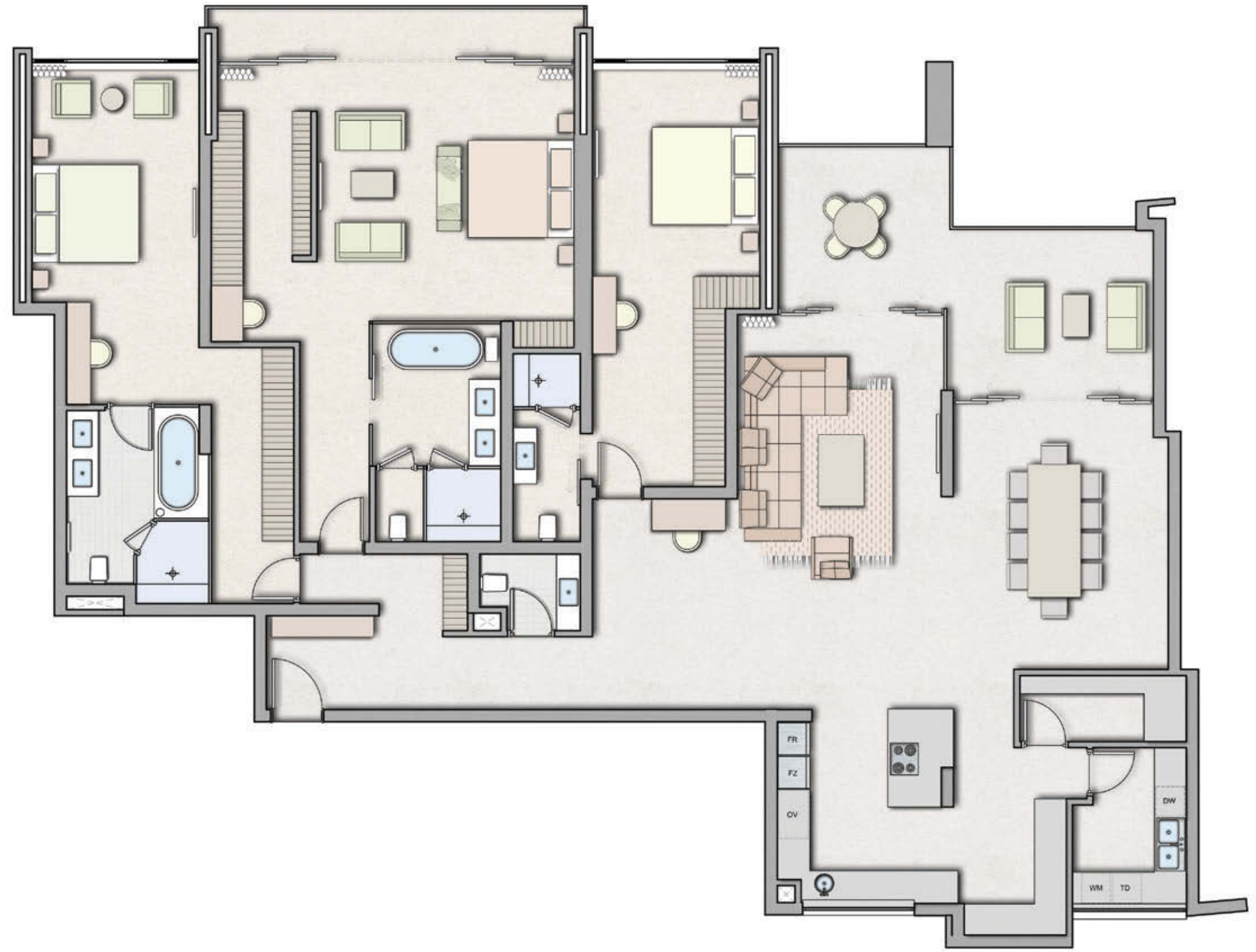
Internal Unit 246.1m<sup>2</sup>  
Covered Terrace 24.6m<sup>2</sup>  
**Unit area 270.7m<sup>2</sup>**  
Open Terrace 7.1m<sup>2</sup>

Floor/s 11  
Parking 3 Bays/unit  
Store 5m<sup>2</sup> approx.

Building key plan



**METROPOLIS**  
*on park*





# PENTHOUSE TYPE A BLOCK B

## This floor only


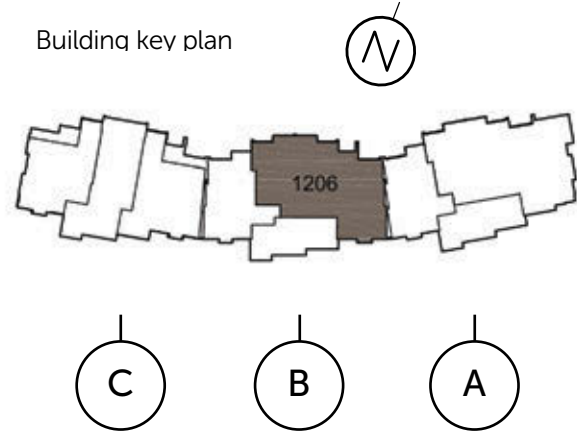
Internal Unit	243.5m <sup>2</sup>
Open Terrace	24.6m <sup>2</sup>

## Apartment Total

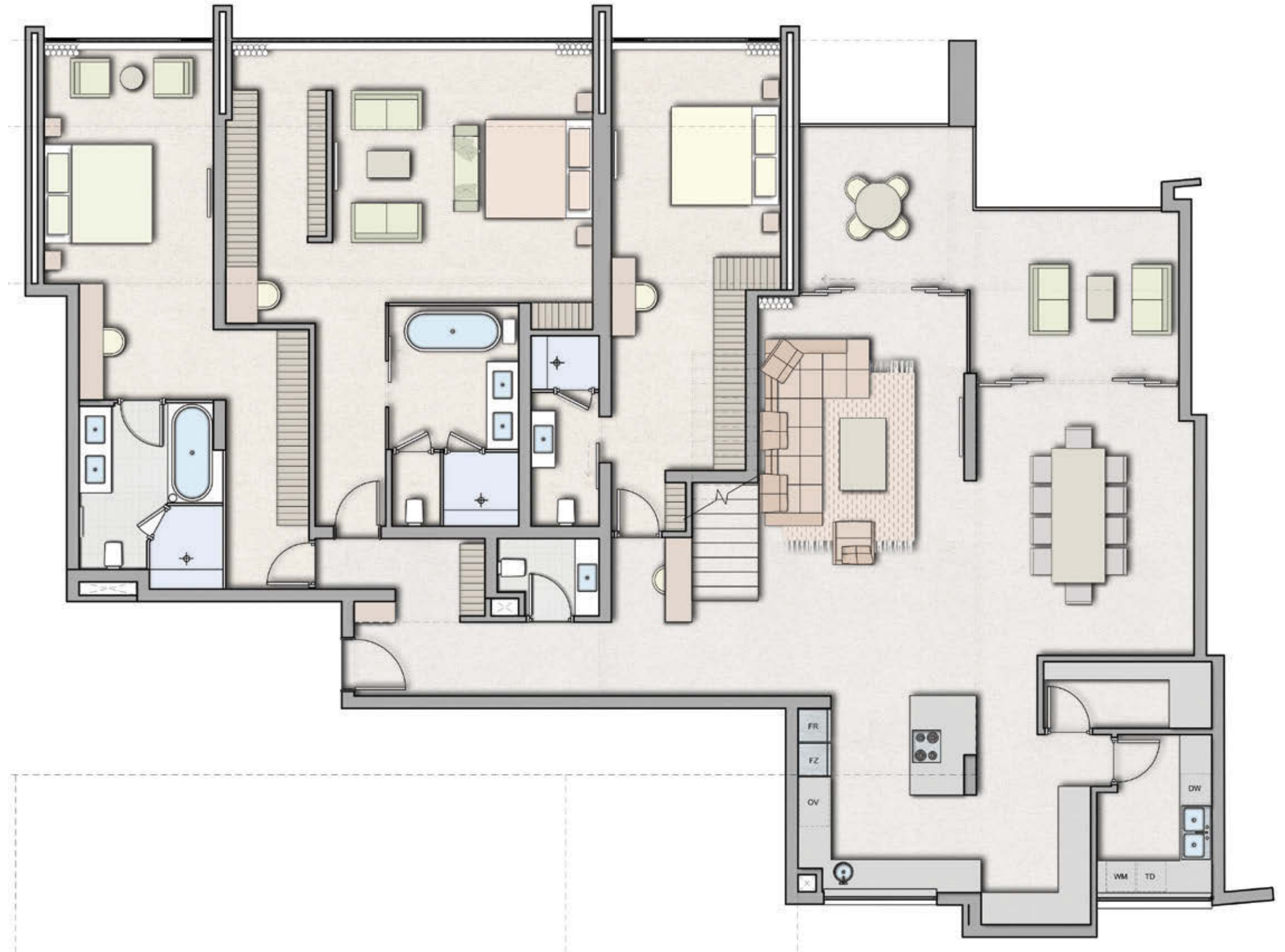
Internal Unit	281.6m <sup>2</sup>
Open Terrace	101.3m <sup>2</sup>

Floor/s	12, 13
Parking	3 Bays/unit
Store	5m <sup>2</sup> approx.

Building key plan



**METROPOLIS**  
*on park*





# PENTHOUSE TYPE A TERRACE BLOCK B

## This floor only

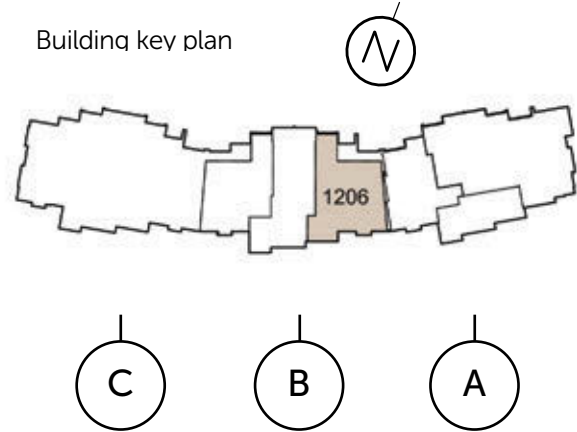
Internal Unit	38.1m <sup>2</sup>
Open Terrace	81.6m <sup>2</sup>

## Apartment Total

Internal Unit	281.6m <sup>2</sup>
Open Terrace	101.3m <sup>2</sup>

Floor/s	12, 13
Parking	3 Bays/unit
Store	5m <sup>2</sup> approx.

Building key plan

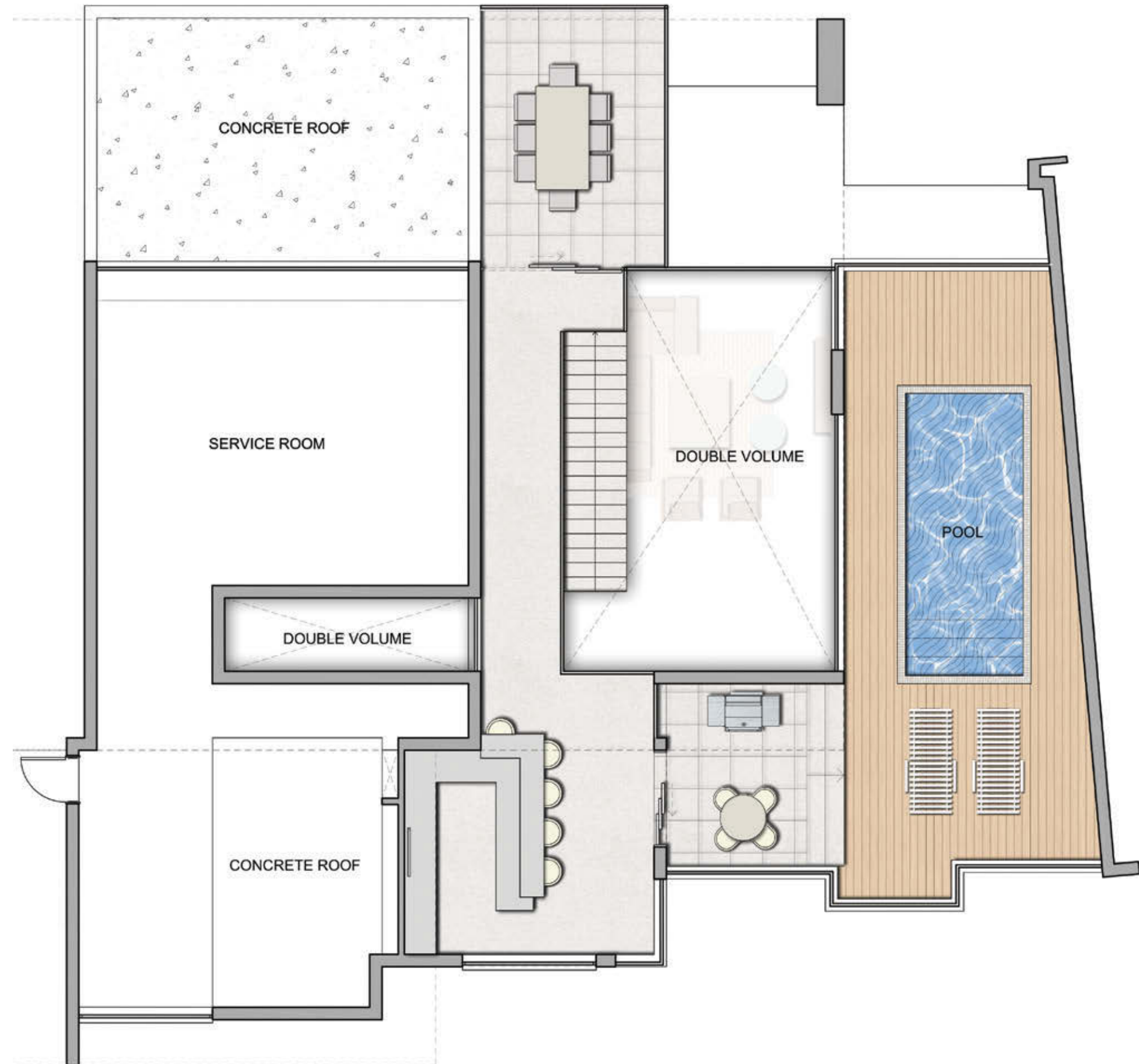


**METROPOLIS**  
*on park*

**Barrow**

GLH

KENT  
GUSH  
PROPERTY





# PENTHOUSE TYPE B LEVEL 0 BLOCK B

## This floor only


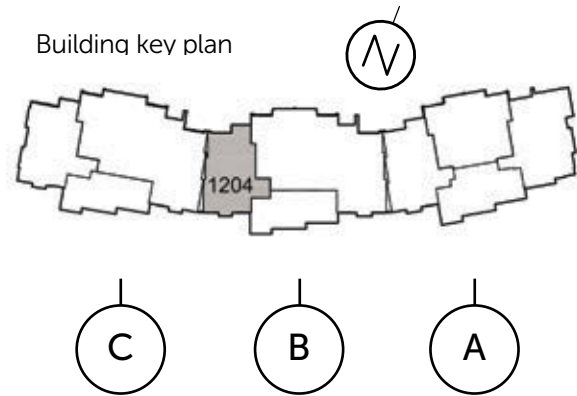
Internal Unit	120.4m <sup>2</sup>
Covered Terrace	4.5m <sup>2</sup>

## Apartment Total

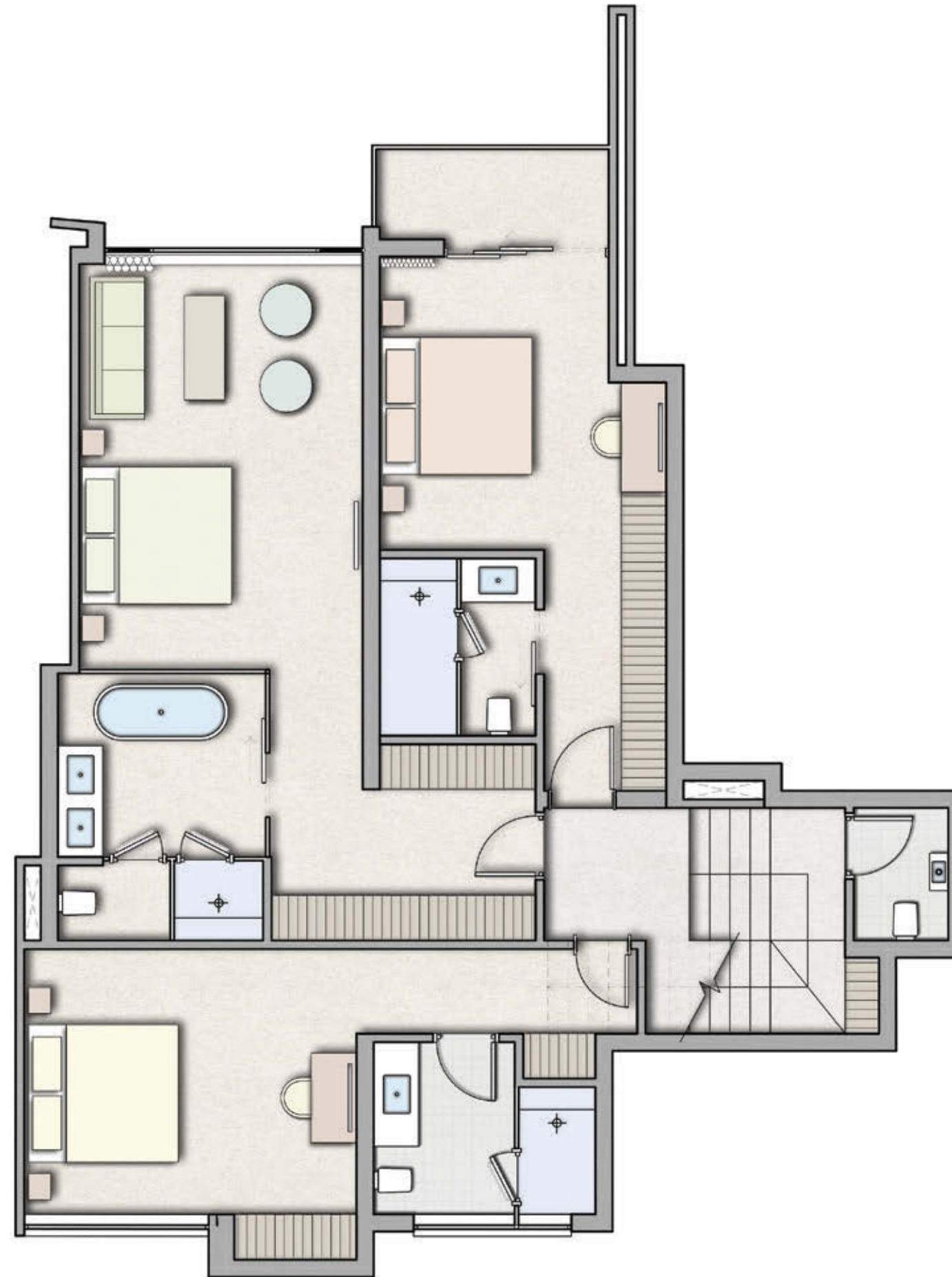
Internal Unit	251.2m <sup>2</sup>
Covered Terrace	4.5m <sup>2</sup>
Unit Area	255.7m <sup>2</sup>
Open Terrace	67.5m <sup>2</sup>

Floor/s	11, 12, 13
Parking	3 Bays/unit
Store	5m <sup>2</sup> approx.

Building key plan



**METROPOLIS**  
*on park*





# PENTHOUSE TYPE B LEVEL 1 BLOCK B

## This floor only

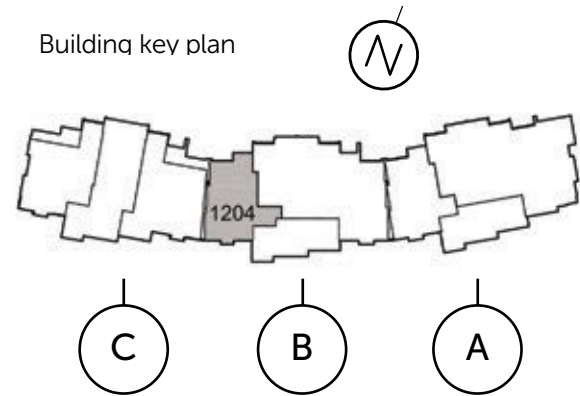
Internal Unit	104.5m <sup>2</sup>
Open Terrace	17.2m <sup>2</sup>

## Apartment Total

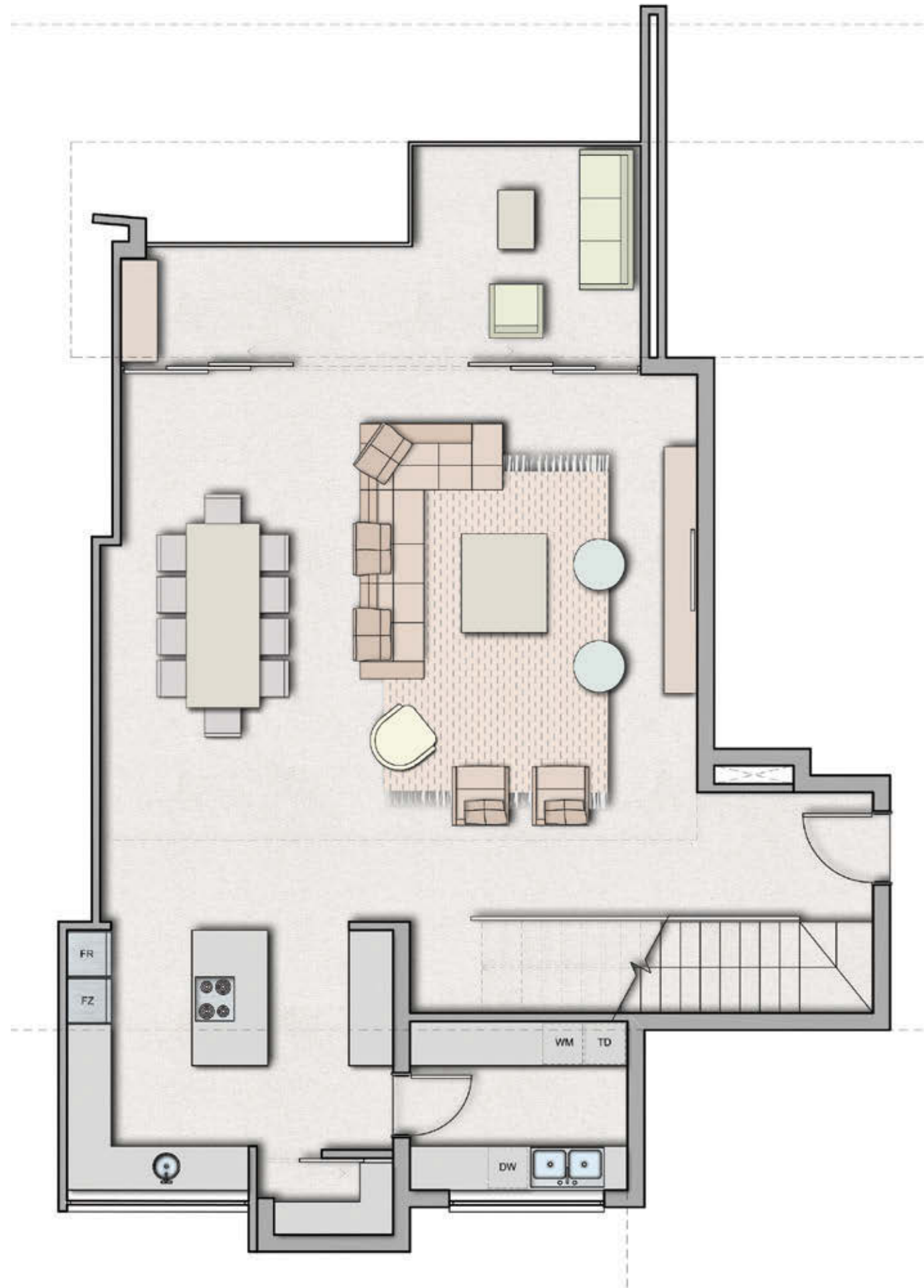
Internal Unit	251.2m <sup>2</sup>
Covered Terrace	4.5m <sup>2</sup>
Unit Area	255.7m <sup>2</sup>
Open Terrace	67.5m <sup>2</sup>

Floor/s	11, 12, 13
Parking	3 Bays/unit
Store	5m <sup>2</sup> approx.

Building key plan



**METROPOLIS**  
*on park*





# PENTHOUSE TYPE B TERRACE BLOCK B

## This floor only


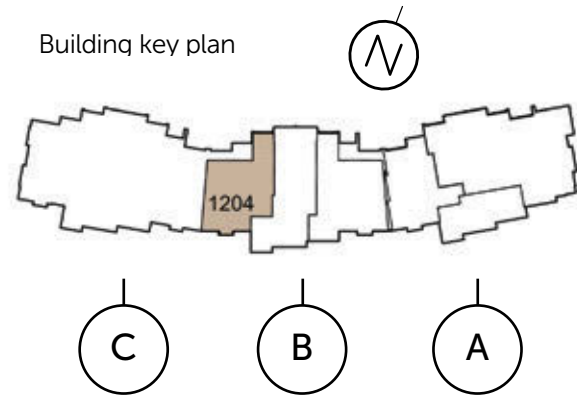
Internal Unit	26.3m <sup>2</sup>
Open Terrace	50.3m <sup>2</sup>

## Apartment Total

Internal Unit	251.2m <sup>2</sup>
Covered Terrace	4.5m <sup>2</sup>
Unit Area	255.7m <sup>2</sup>
Open Terrace	67.5m <sup>2</sup>

Floor/s	11, 12, 13
Parking	3 Bays/unit
Store	5m <sup>2</sup> approx.

Building key plan



**METROPOLIS**  
*on park*

**Barrow**

**GLH**

**KENT  
GUSH**  
PROPERTIES






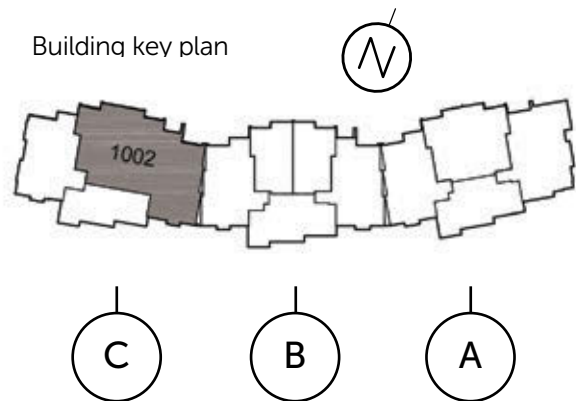


# PENTHOUSE SIMPLEX BLOCK C

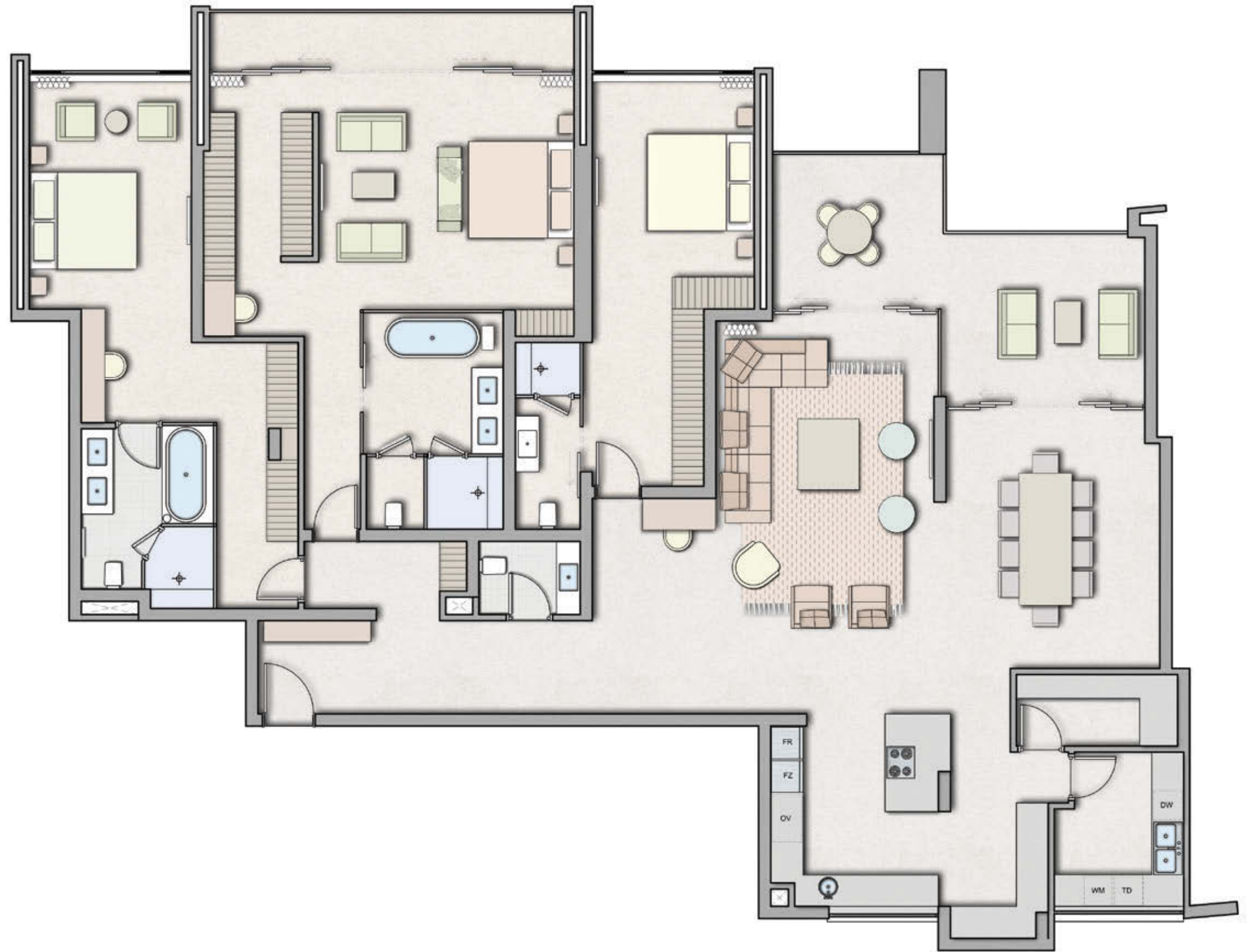
Internal Unit 244.3m<sup>2</sup>  
Covered Terrace 24.3m<sup>2</sup>  
**Unit area 268.6m<sup>2</sup>**  
Open Terrace 8.0m<sup>2</sup>

Floor/s 10  
Parking 3 Bays/unit  
Store 5m<sup>2</sup> approx.

Building key plan



**METROPOLIS**  
*on park*



**Barrow**

GLH

KENT  
GUSH  
PROPERTIES

# PENTHOUSE TYPE A BLOCK C

## This floor only


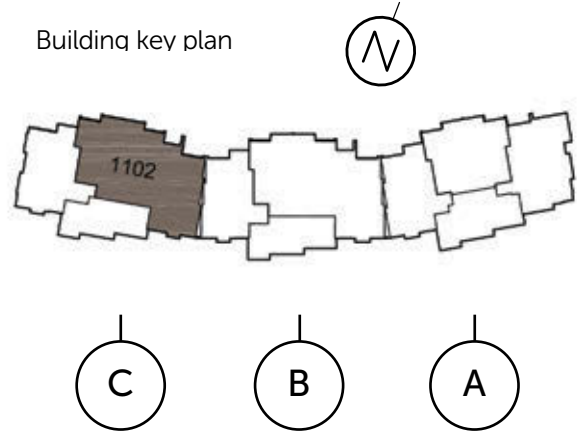
Internal Unit	243.6m <sup>2</sup>
Open Terrace	24.3m <sup>2</sup>

## Apartment Total

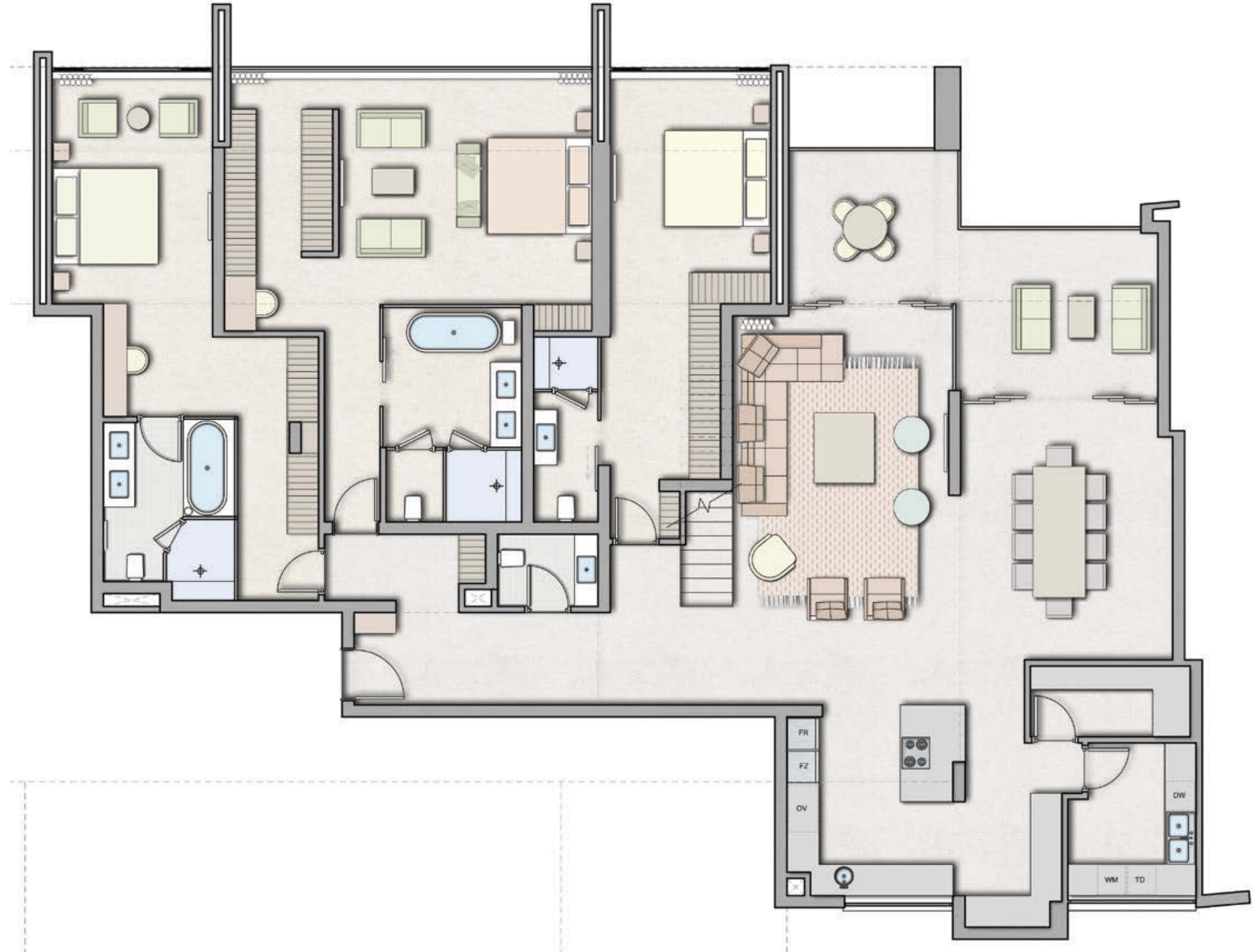
Internal Unit	279.8m <sup>2</sup>
Open Terrace	105.9m <sup>2</sup>

Floor/s	12, 13
Parking	3 Bays/unit
Store	5m <sup>2</sup> approx.

Building key plan



**METROPOLIS**  
*on park*



**Barrow**

GLH

KENT  
GUSH  
PROPERTIES



# PENTHOUSE TYPE A TERRACE BLOCK C

## This floor only

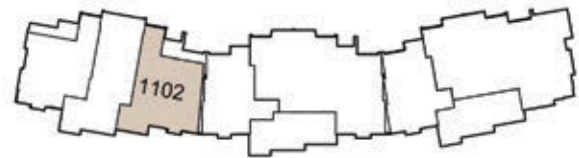
Internal Unit	36.2m <sup>2</sup>
Open Terrace	81.6m <sup>2</sup>

## Apartment Total

Internal Unit	279.8m <sup>2</sup>
Open Terrace	105.9m <sup>2</sup>

Floor/s	11, 12
Parking	3 Bays/unit
Store	5m <sup>2</sup> approx.

Building key plan



C

B

A



**METROPOLIS**  
*on park*

**Barrow**

GLH

KENT  
GUSH  
PROPERTIES



# PENTHOUSE TYPE B LEVEL 0 BLOCK C

## This floor only


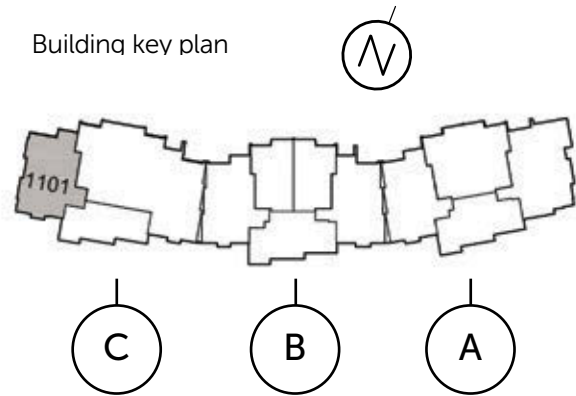
Internal Unit	126.5m <sup>2</sup>
Covered Terrace	4.5m <sup>2</sup>

## Apartment Total

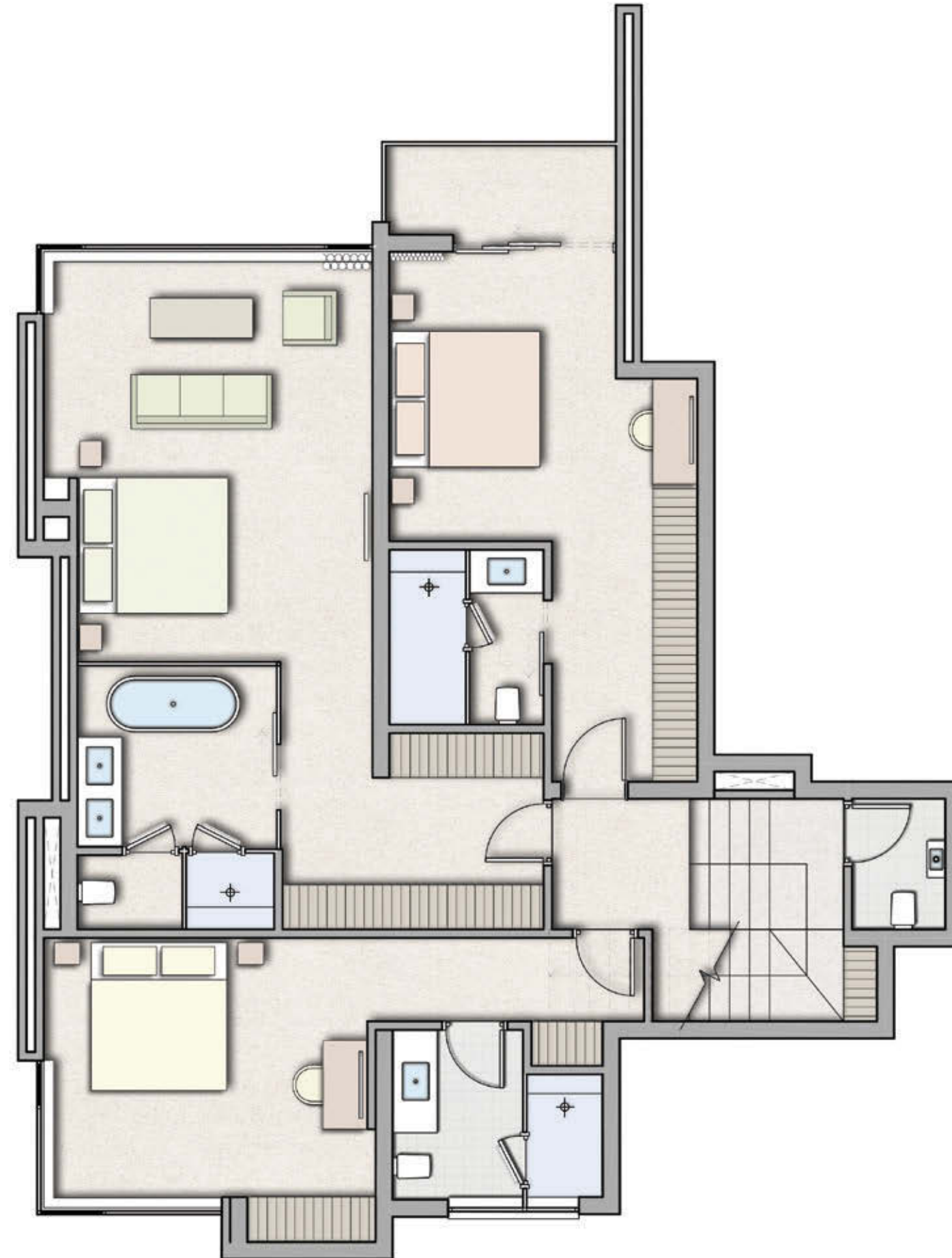
Internal Unit	259.1m <sup>2</sup>
Covered Terrace	4.5m <sup>2</sup>
Unit Area	263.6m <sup>2</sup>
Open Terrace	88.4m <sup>2</sup>

Floor/s	10, 11, 12
Parking	3 Bays/unit
Store	5m <sup>2</sup> approx.

Building key plan



**METROPOLIS**  
*on park*



**Barrow**

GLH

KENT  
GUSH  
PROPERTIES



# PENTHOUSE TYPE B LEVEL 1 BLOCK C

## This floor only


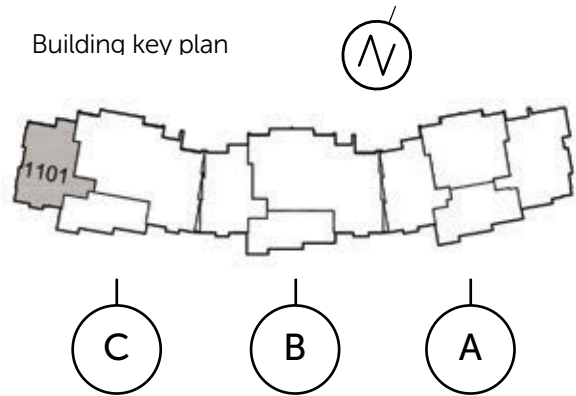
Internal Unit	109.9m <sup>2</sup>
Open Terrace	37.8m <sup>2</sup>

## Apartment Total

Internal Unit	259.1m <sup>2</sup>
Covered Terrace	4.5m <sup>2</sup>
Unit Area	263.6m <sup>2</sup>
Open Terrace	88.4m <sup>2</sup>

Floor/s	10, 11, 12
Parking	3 Bays/unit
Store	5m <sup>2</sup> approx.

Building key plan

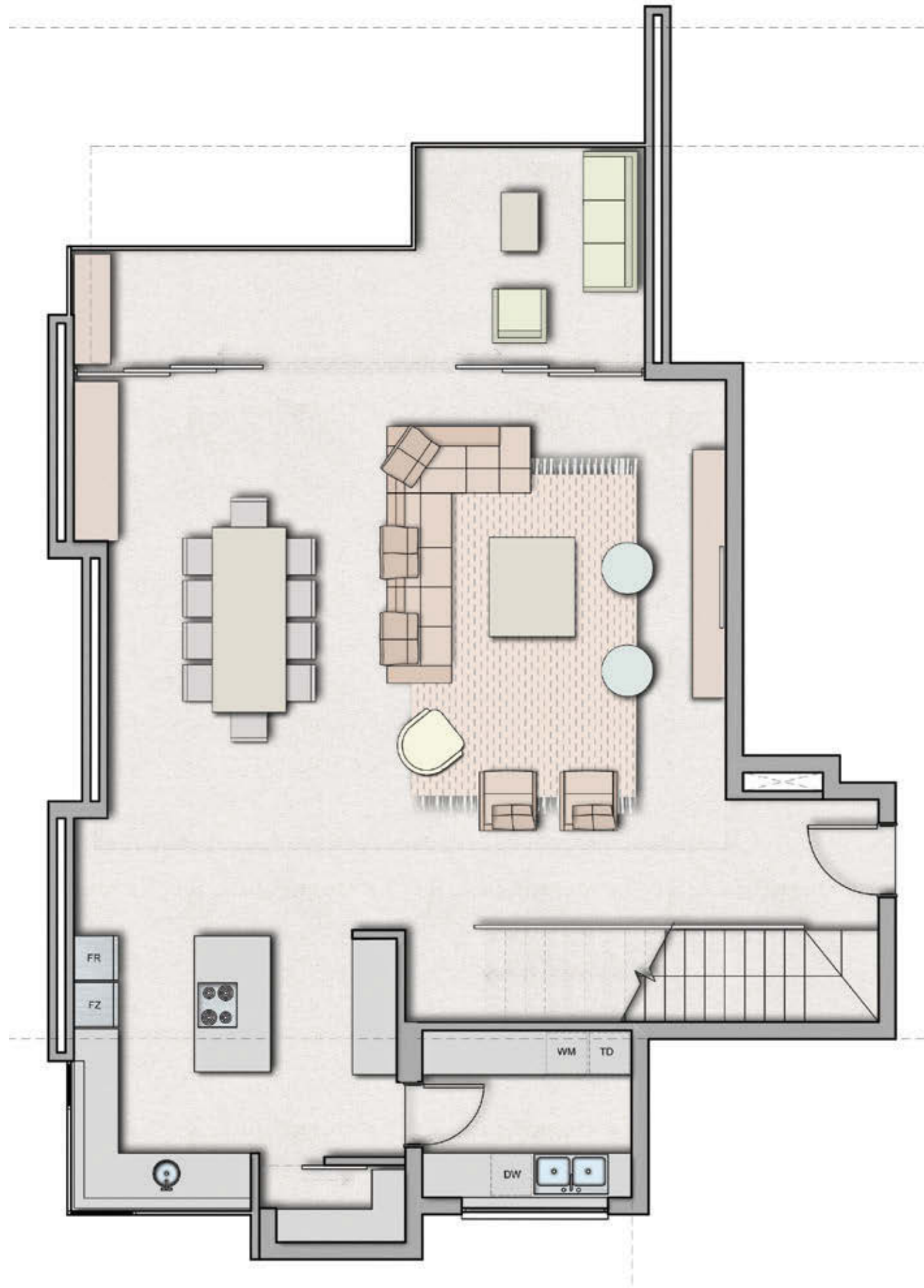


**METROPOLIS**  
*on park*

**Barrow**

GLH

KENT  
GUSH  
PROPERTIES



# PENTHOUSE TYPE B TERRACE BLOCK C

## This floor only


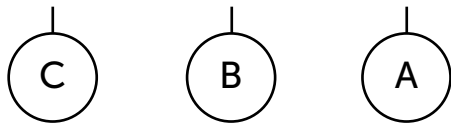
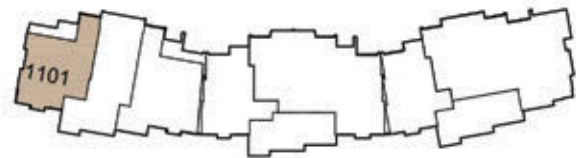
Internal Unit	22.7m <sup>2</sup>
Open Terrace	50.6m <sup>2</sup>

## Apartment Total

Internal Unit	259.1m <sup>2</sup>
Covered Terrace	4.5m <sup>2</sup>
Unit Area	263.6m <sup>2</sup>
Open Terrace	88.4m <sup>2</sup>

Floor/s	10, 11, 12
Parking	3 Bays/unit
Store	5m <sup>2</sup> approx.

Building key plan



**METROPOLIS**  
*on park*

**Barrow**

GLH

KENT  
GUSH  
PROPERTIES

